



THE NORTH EASTERN MARINE ENGINEERING CO. LTD.  
SUNDERLAND.  
BOILER.

SCALE 1 INCH TO A FOOT.

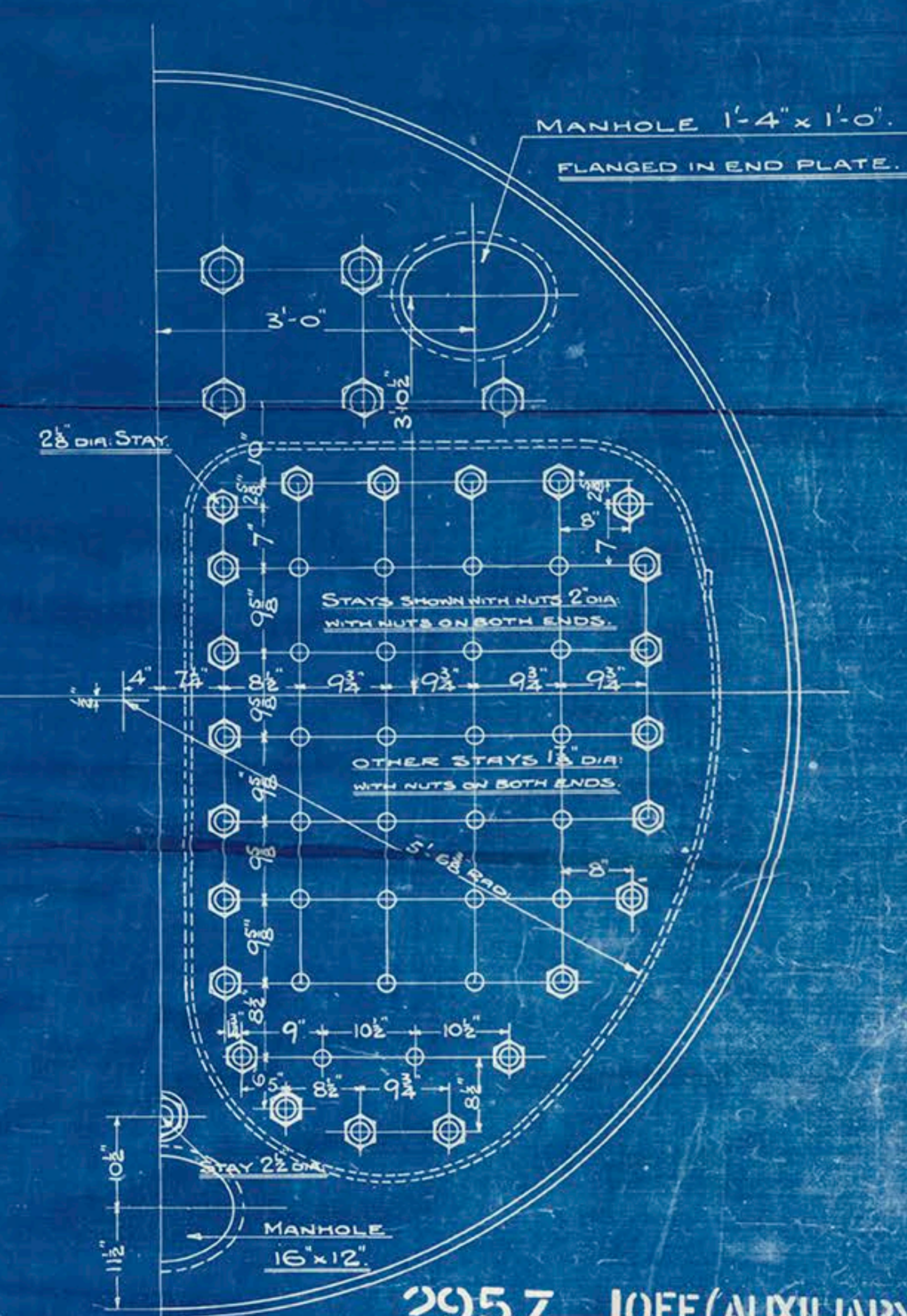
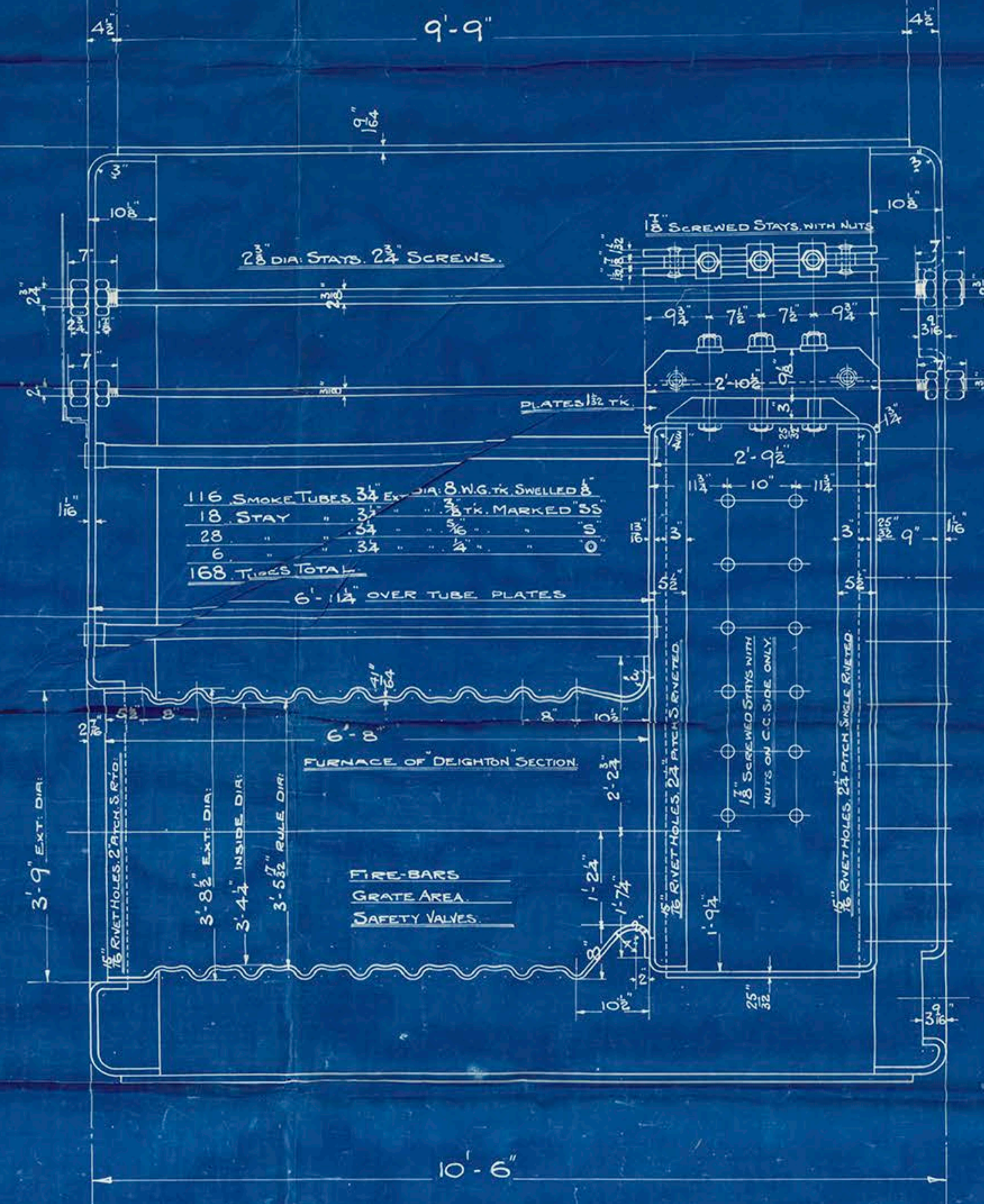
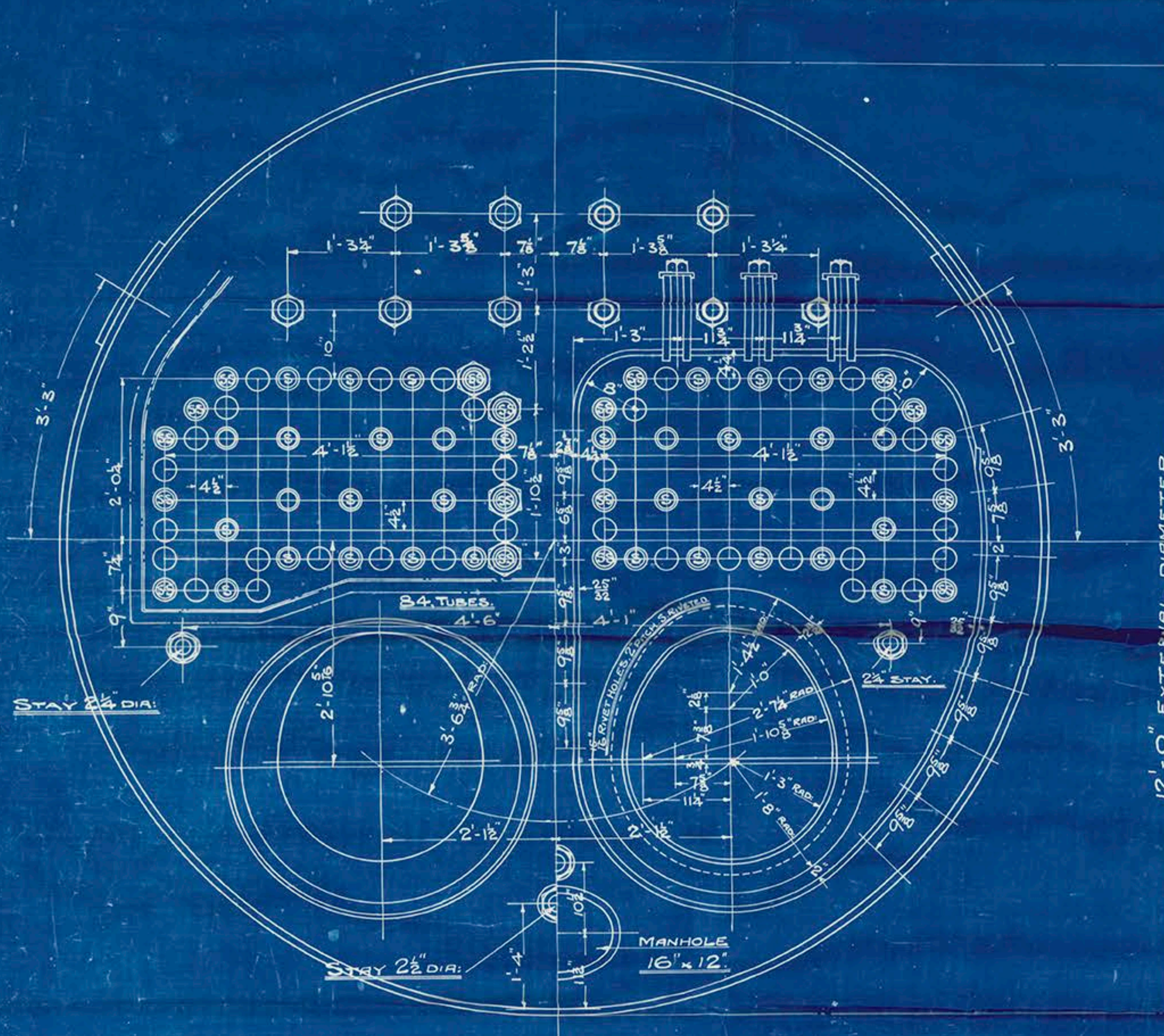
SCHEDULE "L".

WRITTEN DIMENSIONS ONLY TO BE TAKEN.

APPROVED BY "LLOYD'S" FEB. 6<sup>TH</sup> 1935.



TO PASS LLOYD'S SURVEY.	
SHELL = 24(36.5-2) 85.82	220.3 LBS PER
WORKING PRESSURE = 220	" "
TEST = 380	" "
HEATING SURFACE ON TUBES 985 SQ. FEET.	" "
" " OTHER PARTS 270	" "
" " TOTAL 1255	" "
EX. FRONT TUBE PLATE 1235	" "
EFFECTIVE AREA OF STAYS	" "
3/4" STAY TUBES 3/4" DIA. 8 TKS. MARKED SS	2.67 SQ. INCHES.
3/4" " " " " " " " " " " " "	2.17 " "
3/4" " " " " " " " " " " " "	1.64 " "
2 1/2" MAIN STAYS 6	4.43 " "
2 1/2" " " " " " " " " " " " "	4.11 " "
2 1/2" " " " " " " " " " " " "	3.26 " "
2 1/2" SCREWED " 9	3.09 " "
2 1/2" " " " " " " " " " " " "	2.71 " "
1 1/2" " " " " " " " " " " " "	2.36 " "
ALL PLATES, RIVETS & STAYS - STEEL.	
TUBES, BEST QUALITY SEAMLESS STEEL.	
HOLES TO BE DRILLED IN PLACE AFTER BENDING.	
TENSILE STRENGTH OF SHELL PLATES 29 TO 33 TONS	
" " BUTT STRAP 29 TO 33	" "
" " GIRDER 28 TO 32	" "
" " ALL OTHER 26 TO 30	" "
" " MAIN STAYS 28 TO 32	" "
" " SCREWED 26 TO 30	" "
SHEAR RIVETS 23 TONS	" "



DRAWN BY JAS  
TRACED BY JAS  
CHECKED BY JAS

DRAWING N°9307.

2957 LOFF (AUXILIARY)  
CONTRACT 2920 LOFF (AUXILIARY)  
CONTRACT 2906 LOFF (AUXILIARY)  
CONTRACT 2886 LOFF (AUXILIARY)  
CONTRACT 2878 LOFF (AUXILIARY)  
CONTRACT 2877 LOFF (AUXILIARY)  
CONTRACT 2822 LOFF (AUXILIARY)  
CONTRACT 2939 LOFF (AUXILIARY)



D. C. N. De Bq. G. 1m2  
Cor. 2957.  
Auxiliary Bales

J.L.T. 599.

Thistle  
SUNDERLAND RPT. NO. 32912

RETAILED



© 2018

Lloyd's Register  
Foundation

LR-FAP-11530-P-6