

8.1.09
13.1.09
13.2.09

Wheatfield.

MIDSHIP SECTION N^o 271.

LLOYDS CLASS 100.A.I. + STEEL.

DIMENSIONS * 162' B.P. x 26'6" x 11'6" M.A.

SCALE 1/2" = 1 FOOT.

EQUIPMENT (H).

STOCKLESS	2 BOWER ANCHORS EACH 12 1/2 CWTs.	COLLECTIVE WEIGHTS
1	" " 10 1/2 "	= 35 1/2 CWTs.
1	STREAM " 4 CWTs Ex STOCK	
1	KEDGE " 13 7/8 " " "	

195 FATHOMS	1 1/8" STUD LINK CHAIN CABLE.
60	2 3/4" STEEL WIRE (STREAM).
75	2 3/4" " (TOWLINE).
2 - 90	4 1/2" Manilla (WARPS).

PROPORTIONS

DEPTHS TO LENGTH	= 13.35
BREADTHS TO LENGTH	= 6.08

ROUND OF BEAM.

R.Q. DECK, BRIDGE, AND FORECASTLE 8 1/4"
MAIN DECK = 6 3/4"

NUMERALS.

HALFGIRTH	= 22.75	22.58
HALF BREADTH	= 13.25	13.25
DEPTH	= 12.05	12.05
1 ST NUM.	= 48.05	47.88
	160.92	160.79
2 ND NUM.	= 7732.2	7698.42
	+ 1164.65	1164.65
EQUIPMENT N ^o	= 8898.85	8863.27

ERECTOR'S.

R.Q.D.	= 93.3 x 4.2 = 746.4
BRIDGE	= 12.3 x 7.0 x 1.5 = 129.15
FORECASTLE	= 21.7 x 7.0 x 1.5 = 227.85
DECK HOUSE	= 8.75 x 7.0 = 61.25
TOTAL	= 1164.65




IN VIEW OF NUMERAL BEING SO MUCH BELOW LOWEST N^o IN RULES.
THE DEPTH OF TANK AT CENTRE IS PROPOSED TO BE 30' INSTEAD OF 31'.

RIVETS THRO FRAME AND SHELL ON FLAT OF BOTTOM IN FORE
PEAK TANK 3/4 DIA 4 1/8 APART. REMAINDER OF RIVETS IN
FORE PEAK 3/4 DIA 4 1/2 APART.

BUTT LAPS OF CONTINUOUS CENTRE GIRDER, TREBLE RIVETTED FOR 3/4 LENGTH. DOUBLE AT ENDS.
BUTTS OF TANK CENTRE STRAKE AND MARGIN PLATE, LAPPED AND DOUBLE RIVETTED.
REMAINDER OF TANK TOP PLATING AND EDGES, LAPPED AND SINGLE RIVETTED.

JOS. T. ELTRINGHAM & CO.
SHIP AND BOILER BUILDERS,
SOUTH-SHIELDS.

DRAWING NO. 2018. T.M.S.F.
DATE 5-1-09.



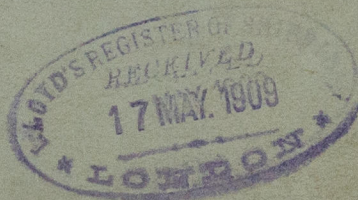




- Midship Section -

- Steel S. Steamer No. 271 -

- Messrs J. F. Eltringham & Co. -

BANQUEEN

S. "Wheatfield"



S. S. WHEATFIELD

Newcastle-on-Tyne

REPORT No 56828

Now J. F. V

9

3

2 1/2

1 1/8



© 2020

Lloyd's Register
Foundation

002079-002084-0117