




Do all the Frames extend to the top height in the Poop? *Yes* Raised Quarter Deck? *Yes* Bridge House? *Yes* Forecastle? *Yes*
 To what height do the Reverse Frames extend? *No Gunwale 2 1/2 ft. to Gunwale where fitted in hold and to main lower*
 Has the Poop or Raised Quarter Deck an efficient Iron Bulkhead at the fore end? *Yes*
 Give particulars of the means for closing the openings in Bulkhead *No openings*
 Is the Poop or Raised Quarter Deck connected with the Bridge House? *Yes* Has the Bridge House an efficient Bulkhead at the fore end? *Yes*
 Give particulars of the means for closing the openings in Bulkhead *No openings*
 What is the thickness of the Bridge Front plating? *.25"* and Coaming plate? *.28"*
 Give scantlings and spacing of the Stiffeners *5 1/2 x 3 x 36 bulk angles 3 spaced 2'-6" apart*
 Are bracket plates fitted at each end of the Stiffeners? *Yes* Are hor'l. brackets fitted connecting Bridge Bulk'd. with Bulwarks? *Yes*
 Has the Bridge House an efficient Iron Bulkhead at the after end? *Yes*
 How are the openings closed? *Teakwood doors*
 Is the Forecastle at least as high as the main or top-gallant rail? *Yes* Has the Forecastle an efficient Iron or Wood Bulk'd. at after end? *Yes*
 Are the Engine and Boiler openings covered by a Bridge, Poop, Raised Quarter Deck, or enclosed by a Strong Iron or Steel Deckhouse? *Raised Quarter deck*
 If the openings are not so protected are the exposed parts of the Casings efficiently constructed? *Yes*
 Give thickness of plating; scantlings and spacing of Stiffeners *Coaming Plate 3/4" Side Plating .25" Stiffeners, angle 2 1/2 x 2 1/2 x 25 and 3 x 3 x 25 spaced 2'-1" to 3'-4" apart*
 What is the height of the exposed Casings? *6'-0"* Are suitable means provided for closing all openings in them in bad weather? *Yes*
 Are the Weather Deck Hatchways efficiently constructed and at least equal to the requirements of Section 28 of the Rules for 1904-5? Give particulars below:— *Yes*

Position and Size.		No. 1. 25'-6" x 15'-11" in fore well		No. 2. 30'-6" x 15'-11" in Raised Quarter deck								
Item.		Ship.	Rule.	Ship.	Rule.	Ship.	Rule.	Ship.	Rule.	Ship.	Rule.	
COAMING.	Height above top of DECK	3' 6"	3' 0"	3' 6"	2' 4"							
	Thickness	Sides	42 with Brackets	42 with Brackets	46 with Brackets							46 with Brackets
		Ends	40"	40"	40"							40"
SHIFTING BEAMS OR WEB PLATES.	Number	4	4	5	6							
	Section and Scantlings	Double angle web 34	Double angle web 34	Double angle web 34	Double angle web 34							
	Material	Steel	Steel	Steel	Steel							
		Steel	Steel	Steel	Steel							
FORE AND AFTERS.	Number	None	None	None	None							
	Section and Scantlings	None	None	None	None							
	Material	None	None	None	None							
HATCHES Thickness		3" fore & aft		3" fore & aft								
Remarks												

* When the Fore and Afters are of wood the depth should be stated from the underside of the hatches.

(If the sill of the lowest side scuttle will be less than 6 inches above the Indian Summer Load Line if assigned under the tables, state vertical distance from top of deck at side amidships to lower edge of lowest side scuttle.)

The following information is to be given in all Cases of vessels dealt with under Paras. 11, 12 (under 15 feet Moulded depth) and under Shelter Deck Rules.

What is the thickness of the Bridge Sheerstrake? *.25"* Strake between Main and Bridge Sheerstrakes? *.40" at break .50"*

Delete the words { The Crew ~~are~~ are not, berthed in the bridge house.
 that do not apply { The arrangements to enable them to get backwards and forwards from their quarters are, ~~are not~~ satisfactory. *✓*

Length of Bulwarks in well *36'-8"*

Area of Freeing Ports required by Para. 11 (e) each side of vessel = *10.16* Sq. ft.

Ft. Tenths. Ft. Tenths. No. } Freeing Ports (each side of vessel) = *11.32* Sq. ft.

Total deficiency or excess = *1.16* Sq. ft.

The "addition for keel" below the base line (i.e. bottom of frame) is as follows:—

Thickness of Keel Plate (outside strake)	+ .56
" " Cap of Keel Plate	+ .56
" " Garboard "	+ .36
" " Camber of Keel (as sighted)	+ .50
Total	1.98 1/2

Show hereon line of Floors or Tank Top with position of any Breaks in same; also height of Peak Tank tops, &c., &c.

State any special features in the construction of the Vessel *Approved Plans enclosed (1) Midship Section*

Builder's name and yard *Pitcher, also freeboard request form.*

Names of sister vessels *is a somewhat similar vessel to the same Builder*

Owners *Vessel (38 days garth force Bmw 76 1538)*

" Address

Fee £

Received by me

