

30.10.59.

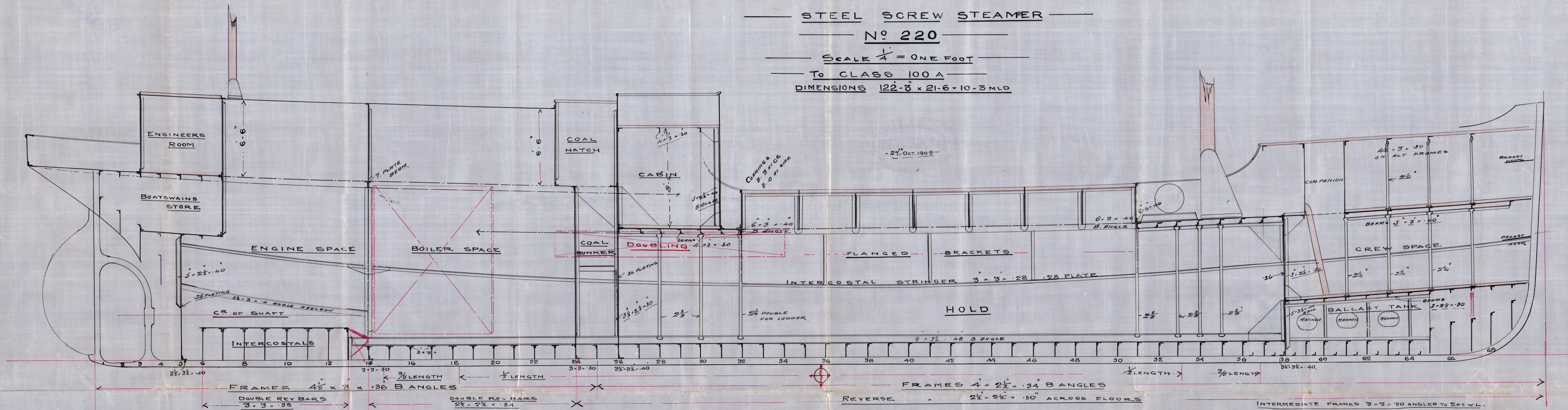
STEEL SCREW STEAMER

Nº 220

SCALE $\frac{1}{4}$ = ONE FOOT

- To CLASS 100 A

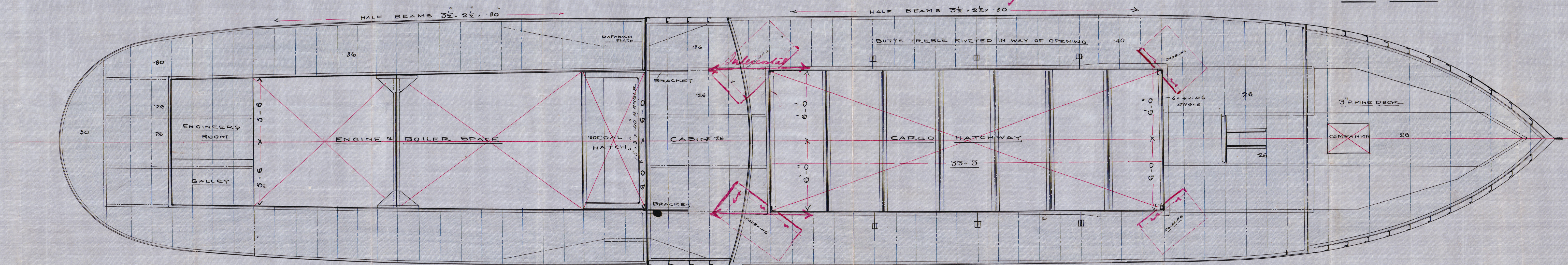
DIMENSIONS 122'-3" x 21-6 x 10-3 MLD



INTERMEDIATE FRAMES 8" x 8" x 80 ANGLES TO 2 FT. W.L.
RIVETING AS PER RULE

(Sec 17)

— DECK PLAN —




C. 7.
27/10/59

-27.10.09

S.S. 'Loch Etive'

GLASCOW REPORT No. 28811



© 2020

Lloyd's Register
Foundation

002165-002173-0079