

DIMENSIONS = 183'-0" B.P. x 28'-6" M^{LD} x 13'-9" DEPTH.

- NUMERALS -

$\frac{1}{2}$ GIRTH	=	25.70
$\frac{1}{2}$ BREADTH	=	14.25
DEPTH	=	14.34
1 st N°	=	54.29
	x	181.88.
2 nd N°	=	<u>9874.26</u>
$9874.26 + (\frac{9874.26}{8} \times .73) =$		
EQUIPMENT N° 10775.20		

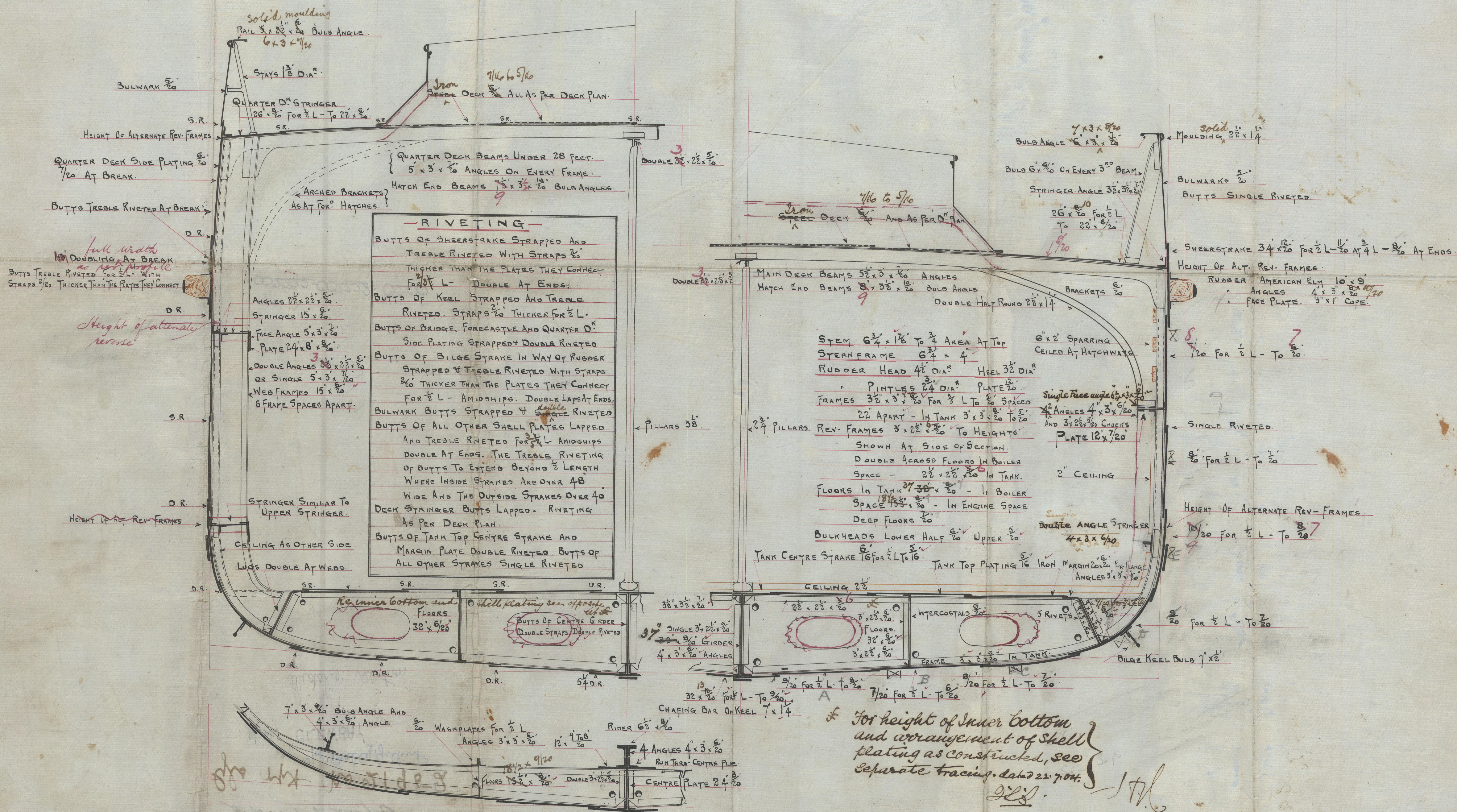

— ERECTIONS. —

POOP	16.50
QUARTER DECK	82.50
BRIDGE	10.50
FORECASTLE.	24.75
TOTAL ERECTIONS =	134.25

$$\frac{134.25}{181.88} = .73$$

— PROPORTIONS. —

$\frac{1}{D} = \underline{12.68}$	$\frac{1}{B} = \underline{6.38}$
-----------------------------------	----------------------------------



For height of Inner Bottom
and arrangement of Shell
plating as constructed, see
Separate tracing. dated 22. 7. 04

SECTION THRO- BOILER SPACE.

REV. FRAME DOUBLING RUN THRO-CENTRE PLATE.

Alma S. B. Co

No 124

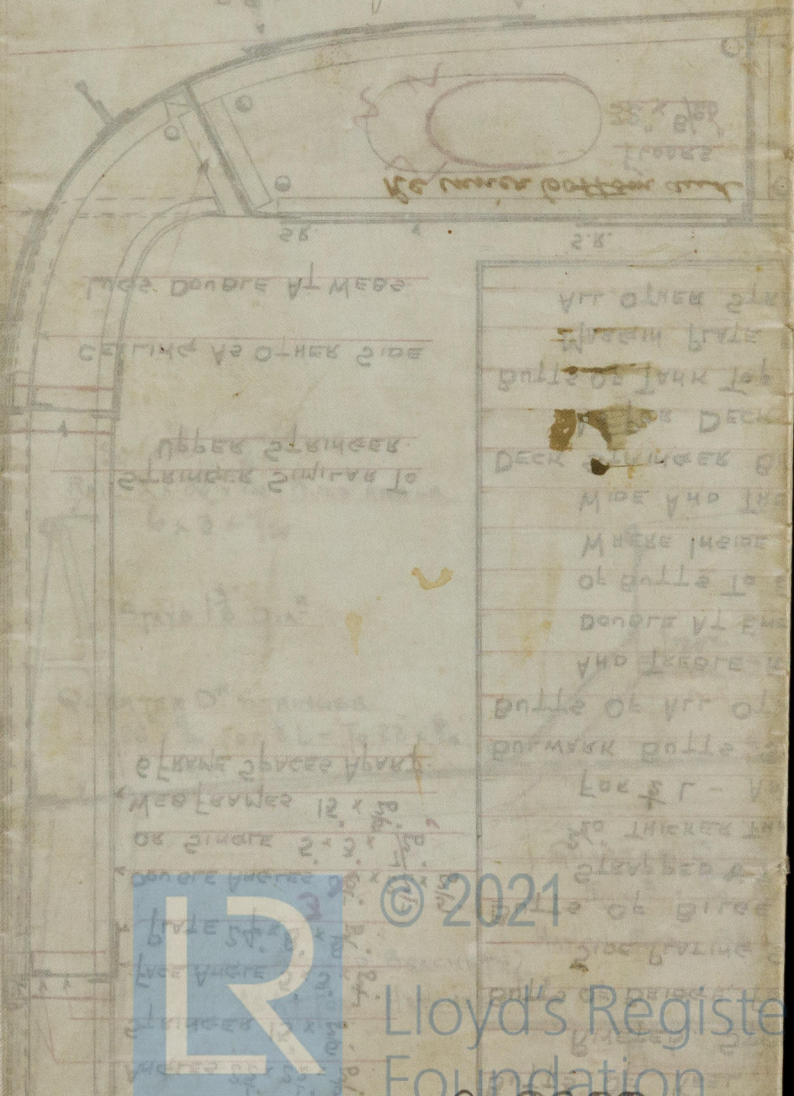
S.S. "G. P. Payer"

Gls rpt No 21952

N.W. "Bally Gilbert"

CLEWBAY

Midship section



002222-002228-0200

© 2021

Lloyd's Register
Foundation