


19. 2. 03
 25. 5. 03
 9. 4. 03
 19. 6. 03
 3. 7. 03



N^o 241.

MIDSHIP SECTION

STEEL SCREW STEAMER

DIMENSIONS 130'-0" x 22'-11" x 9'-6" MLD.

SCALE 1/2" = 1 FOOT.

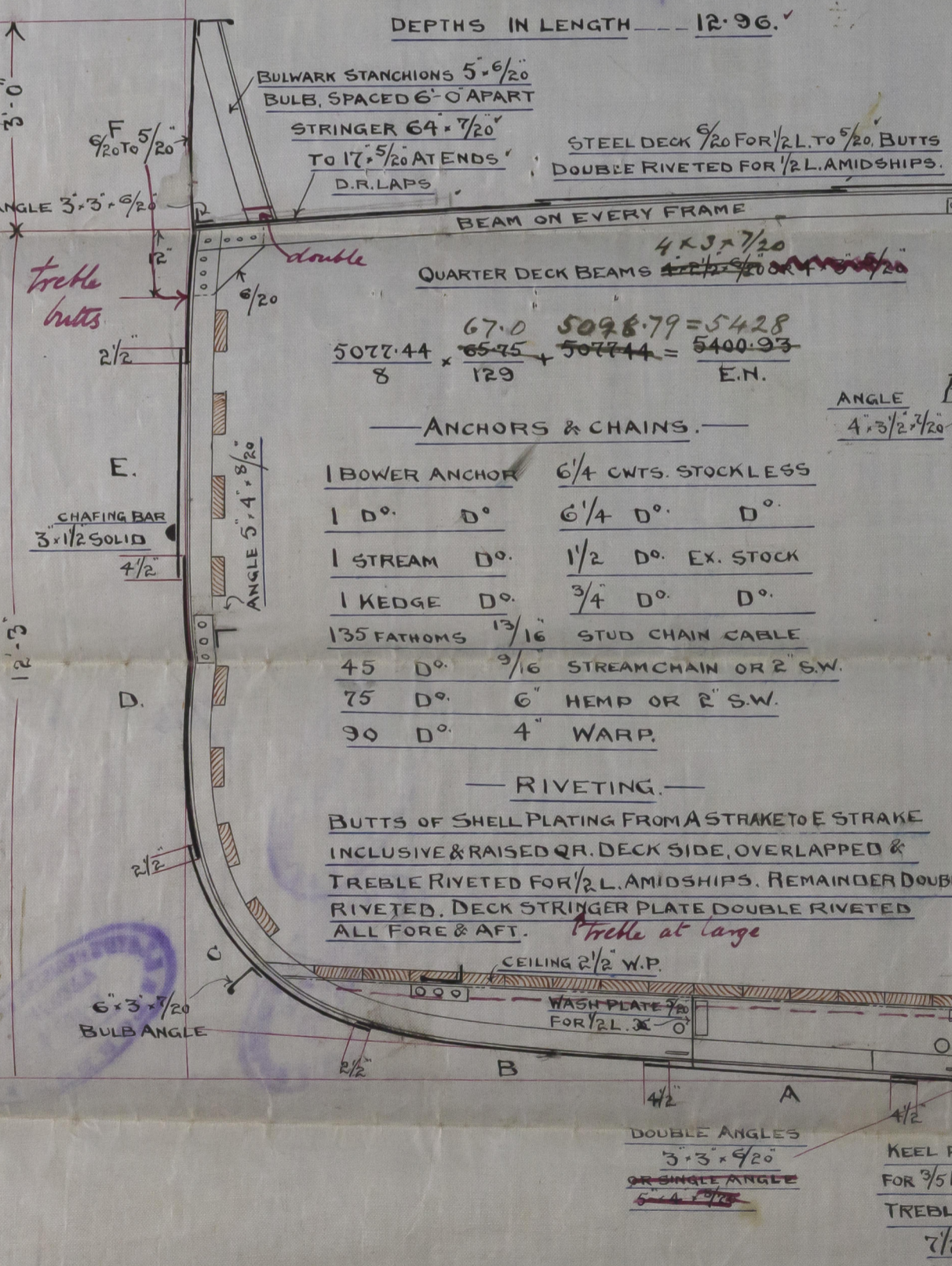
TO CLASS 100A.1. AT LLOYDS.

NUMERALS

1/2 GIRTH --- 18.55 18.4
 1/2 BREADTH --- 11.06 11.16
 DEPTH --- 3.95 3.95
 $39.51 \times 5096.79 = 5077.44$
 $39.51 \times 129 = 5077.44$
 F.N. P.N.

PROPORTIONS

BREADTHS IN LENGTH --- 5.83 5.77
 DEPTHS IN LENGTH --- 12.96

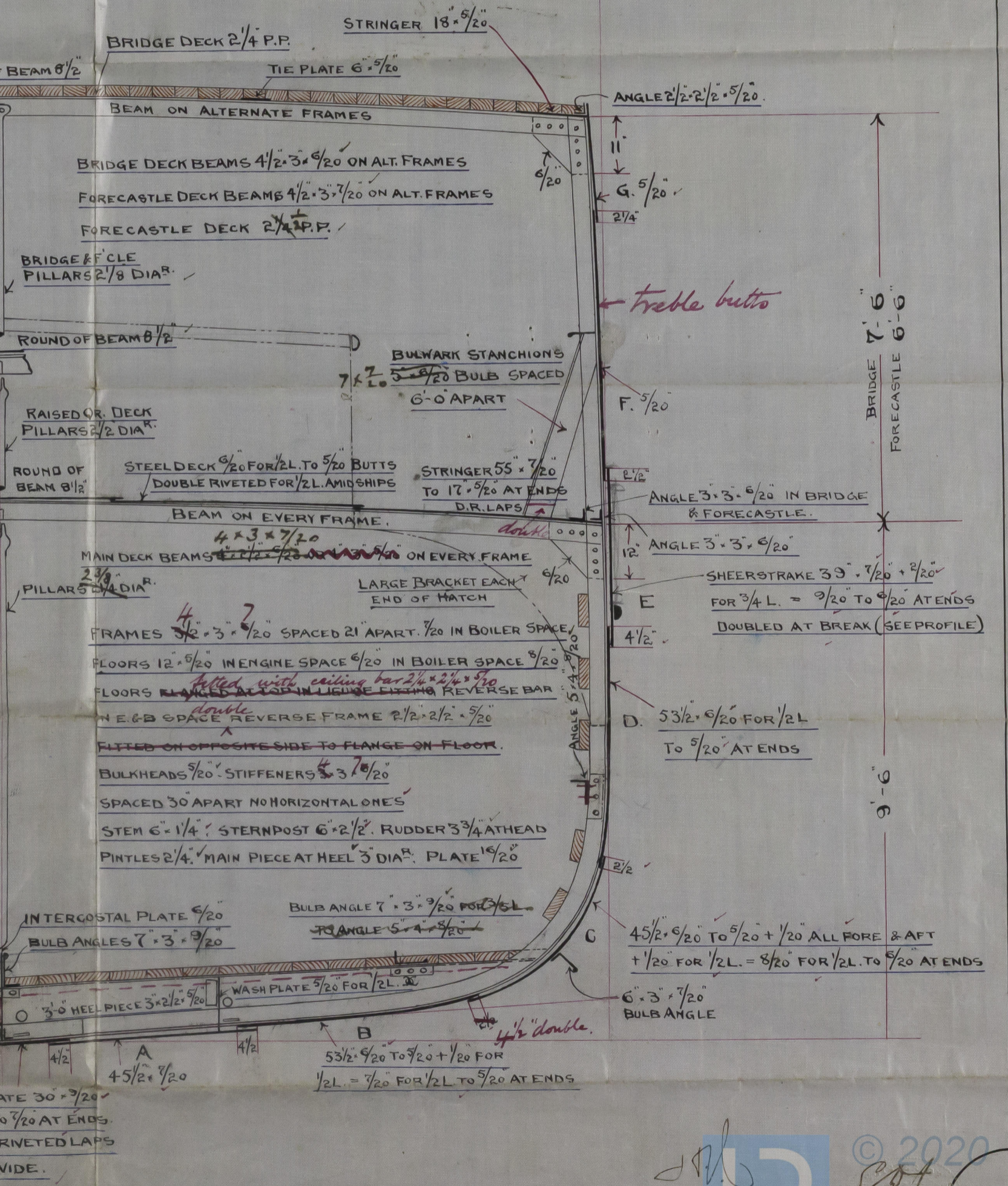


ANCHORS & CHAINS.

1 BOWER ANCHOR	6 1/4 CWTs. STOCKLESS
1 D°	D° 6 1/4 D° D°
1 STREAM	D° 1 1/2 D° EX. STOCK
1 KEDGE	D° 3/4 D° D°
135 FATHOMS	13/16 STUD CHAIN CABLE
45 D°	3/16 STREAM CHAIN OR 2" S.W.
75 D°	6" HEMP OR 2" S.W.
30 D°	4" WARP.

RIVETING.

BUTTS OF SHELL PLATING FROM A STRAKE TO E STRAKE INCLUSIVE & RAISED Q.R. DECK SIDE, OVERLAPPED & TREBLE RIVETED FOR 1/2 L. AMIDSHIPS. REMAINDER DOUBLE RIVETED. DECK STRINGER PLATE DOUBLE RIVETED ALL FORE & AFT. *treble at large*



002320-002329-0170

241

Leith

WOODLAND

Leith 105/8

ROTA

10578.

REGISTERED MAIL
9 APR 1904
LONDON E.C.4

11/11/1964

225

Lloyd's Register
Foundation

002320-002320-0170