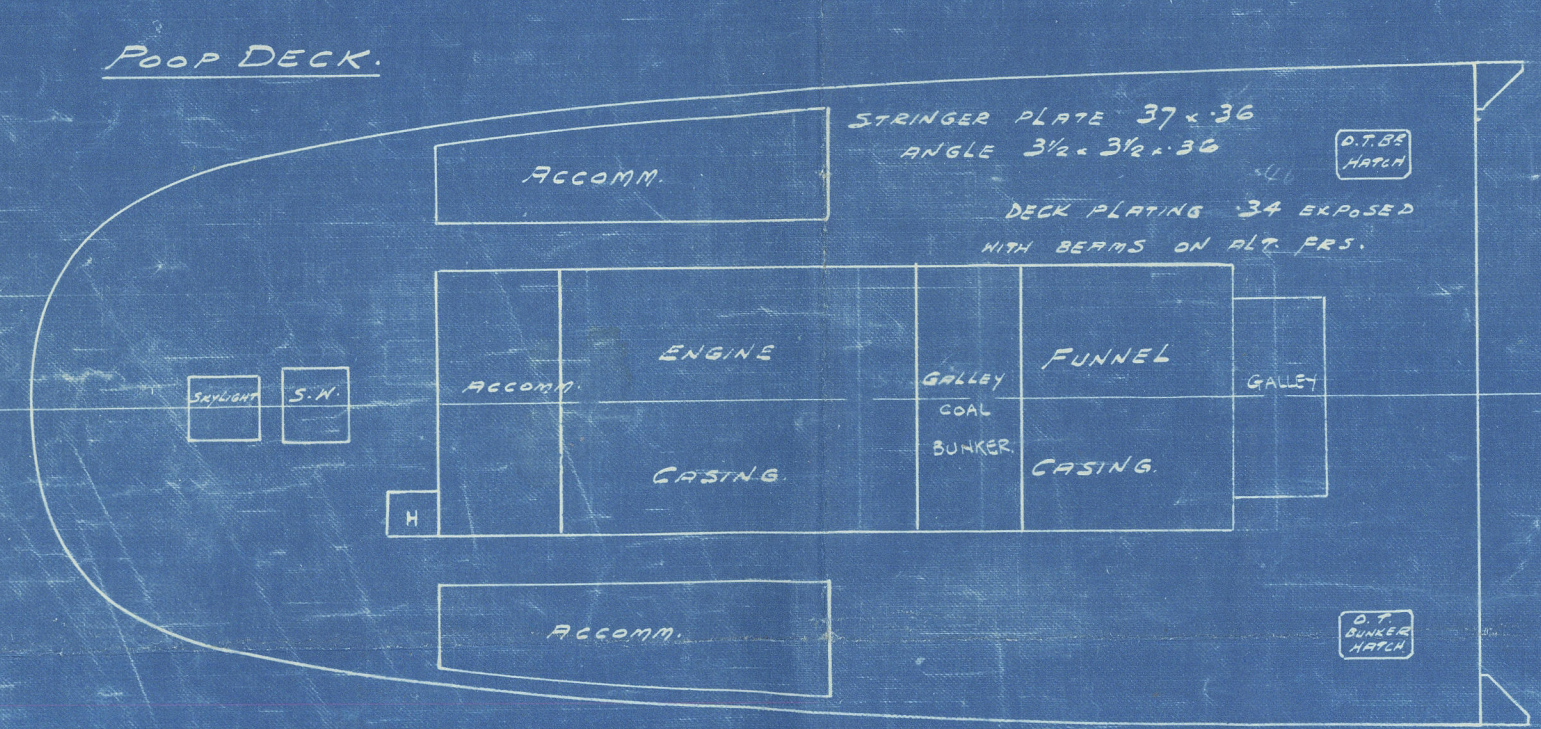
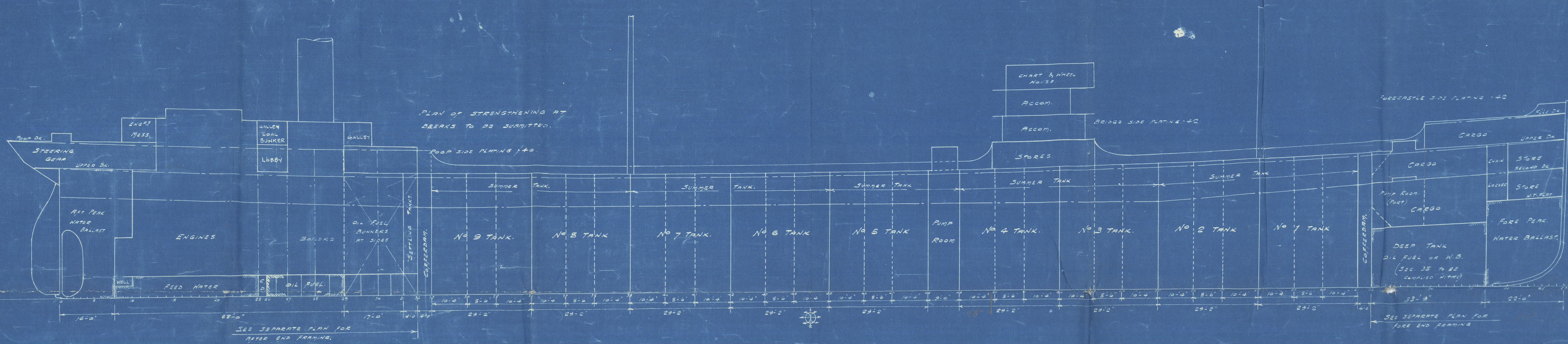


S.S. No. 1421 SHIP


PROFILE AND DECKS.

DIMENSIONS:- 440'-3" B.P. x 58'-3" M.D. x 33'-9" D.M. - UPPER DECK.

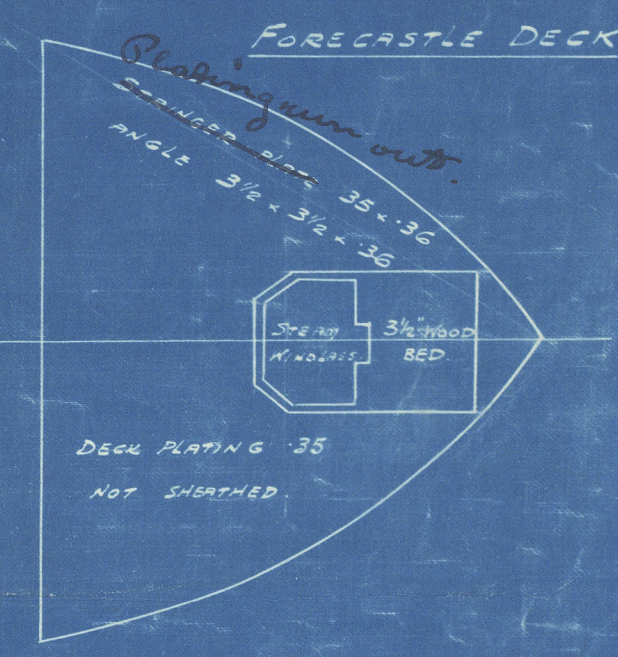
SCALE:- 1/16" = 1 FOOT.



CONTINUITY OF STRENGTH AT JUNCTION OF LONGITUDINAL AND TRANSVERSE FRAMING TO BE MAINTAINED. SHELL PLATING IN WAY OF TRANSVERSE FRAMING TO BE CONSIDERED.




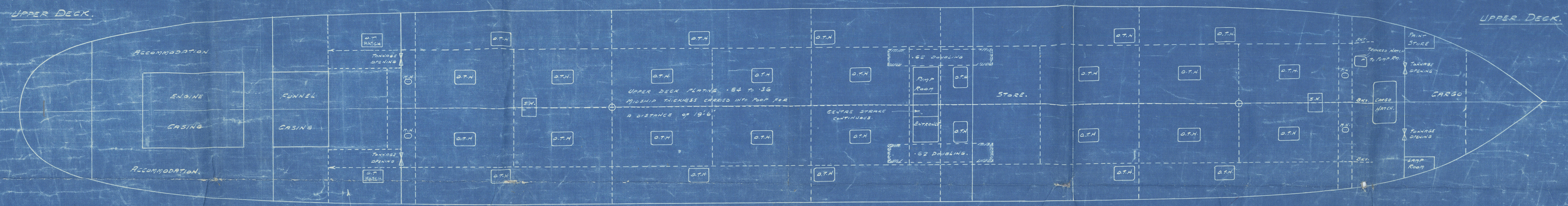
BRIDGE FRAMES 7-35-440 x 42. TOP & BOTTOM WITH RED. TRANSVERSE BEAMS. SPACING 30" MAX. BRIDGE BEAMS 7-35-440 x 42. 2 CHS. PILLARS. 6-35-360 x 3. SPACING 30" MAX.



UPPER DECK STR. PLATE 72 x 68 TO 40 x 44. INCREASED 1/8" AT POOP FRONT AND END OF BRIDGE. MIDSHIP THICKNESS CARRIED INTO POOP FOR A DISTANCE OF 18'-6".

STRINGER ANGLE 6 x 6 x 68 IN OIL COY. TO 3 1/2 x 3 1/2 x 44 AT ENDS.

DECK LONGITUDINALS AS PER MIDSHIP SECTION.



SECOND DECK STRINGER 86 x 44 IN WAY OF OIL TO 37 x 36 AT ENDS. STRINGER ANGLE 6 x 6 x 86 TO 3 1/2 x 3 1/2 x 36.

SECOND DECK PLATING 143 IN WAY OF OIL COMPARTMENTS TO 32 AT ENDS.

DECK LONGITUDINALS 72 x 34 OR SPACED AS PER MIDSHIP SECTION.

(2)

Swan & Hunter.

No. 1421 Built 1937


Profile & Decks

S.S. Marathon
NEWCASTLE ON TYNE.

Report No. 85466

Barb

ARO



© 2020

002498-002505-0060

Lloyd's Register
Foundation