

S.S.N^o 106, 108.

MIDSHIP SECTION.

SINGLE SCREW STEAMER.
CLASS LLOYD'S 100 A.I.

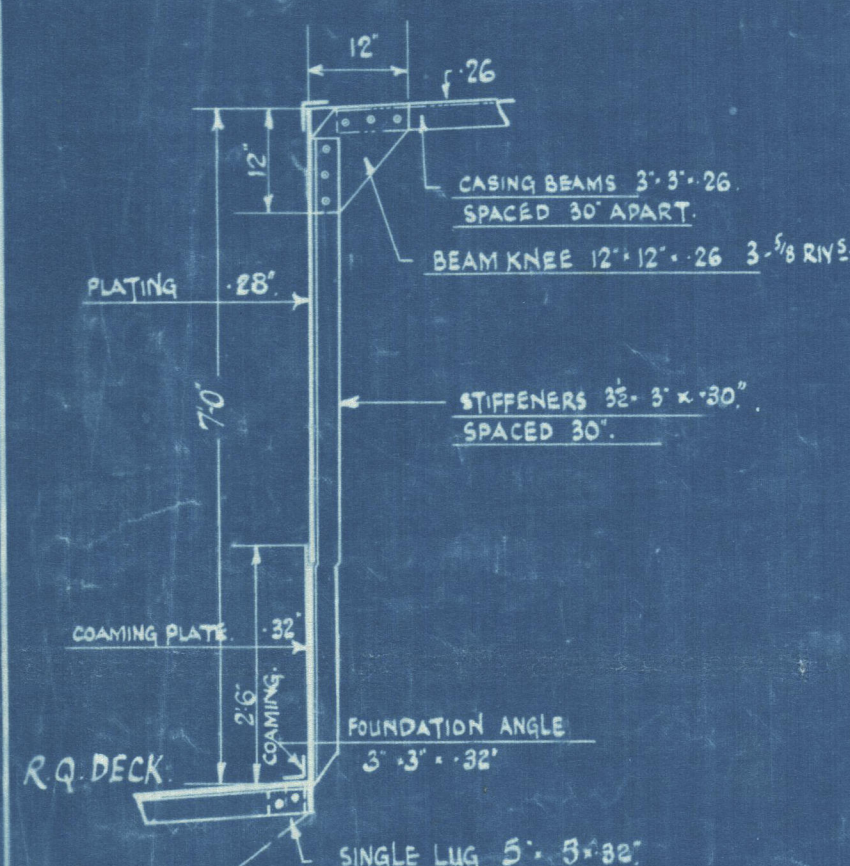
SCALE 1/2" = ONE FOOT.

LENGTH B.P. 160'0" : BREADTH M.H. 26'4 1/2" : DEPTH M.H. TO UPPER DECK 12'0".

- EQUIPMENT NUMERALS. -

L. (B+D) = 160'0" (26'37" + 12")	6139	20.
R ^o QUARTER DECK 113'08" x 3'5"	395	78.
BRIDGE DECK 9'16" x 7'5"	48	11.
FORECASTLE DECK 23'08" x 7'5"	121	17.
CASING 41'20" x 7'5"	144	23.
	6848	49.

EQUIPMENT	LETTER	h
2 BOWER ANCHORS STOCKLESS	12	12CWT.
1 " ANCHOR	"	103CWT.
1 STREAM	"	EX-STOCK
195 FATHOMS 1 1/2" DIAM. STUD LINK CABLE	"	4 CWT.
60 " 2 1/2" " STEELWIRE	"	"
75 " 2 1/2" " TOWLINE	"	"
90 " 2 1/2" " HAWSER	"	"

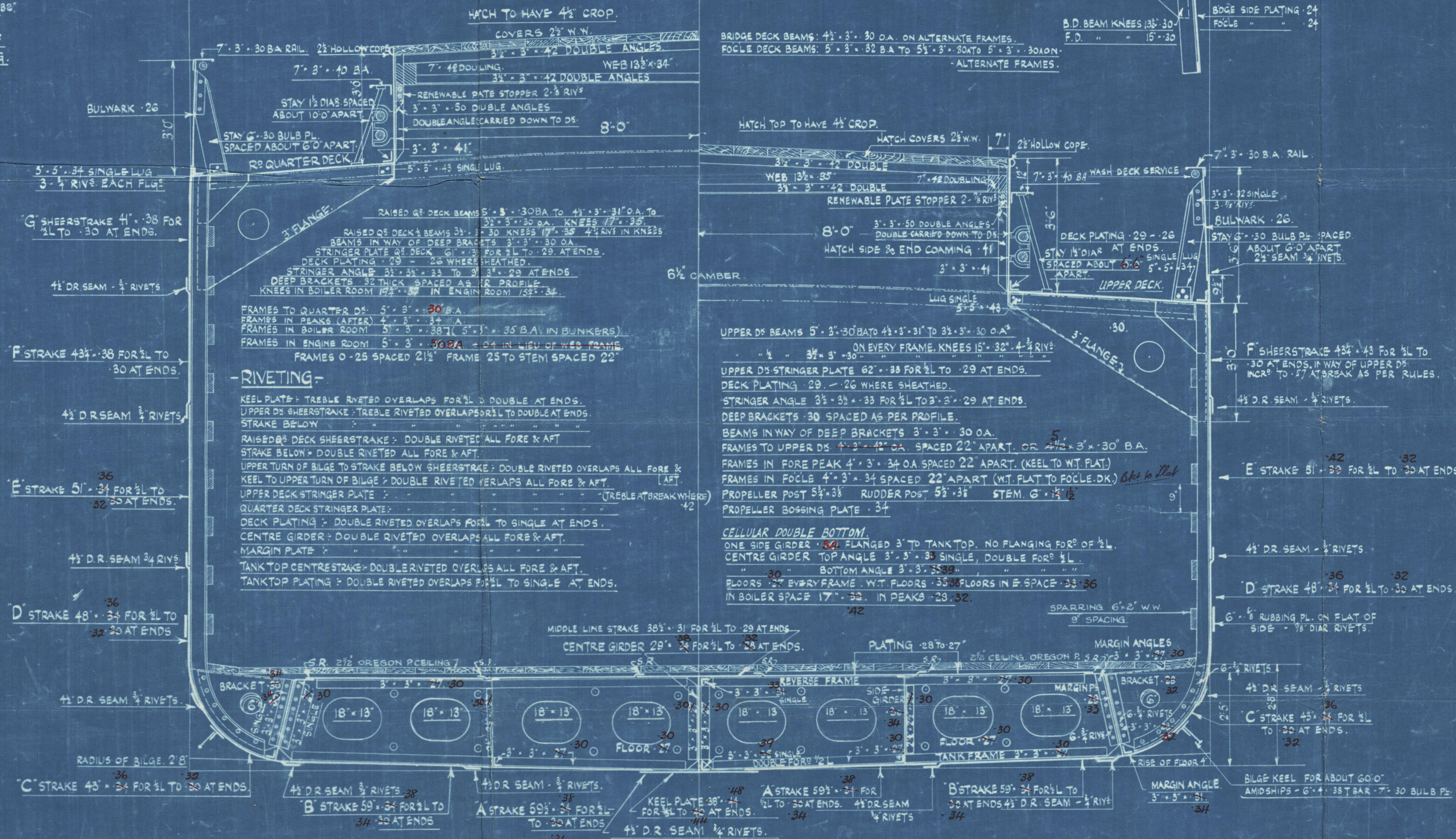


DEPTH M.H.	12'0"
- DB. TANK	2'42"
+ R ^o Q ^o DECK	3'50"
	13'08"
	11'43"
	15'08"
	TO UPPER DECK
	TO QUARTER DECK
	IN ENGINE SPACE
	IN BOILER SPACE

NUMERALS.

L. D = 160'0" x 12'0"	1920
L. (B+D) = 160'0" x (26'37" + 12")	6139
1/2 TO UPPER DECK	13
1/2 TO R ^o Q ^o DECK	10

85.1% ERECTIONS.



NOTE =

MIDSHIP THICKNESS OF 'A' & 'B' STRAKES
CARRIED TO RULE POSITION OF
COLLISION BULKHEAD.

A, B & C STRAKES INCREASED .01 IN THICKNESS

IN WAY OF 22' FRAME SPACING

= .35 TO .21 AT ENDS



SKETCH OF FLOORPLATE IN BOILER SPACE.

Scantlings shown in Red.
Ship No. 108 to be built



S.S.N^o 106
DRAWING No. 2
19 1 27.

- JOHN LEWIS & SONS LTD. -
- SHIPBUILDERS & ENGINEERS -
- ABERDEEN -

Final Plan.

S.S. No. 108.

J. Lewis & Sons Ltd.

Midship Section


S.S. "FIRECREST"

abu. Report 15788.

N/W

BRIARDENE

RECORDS DEPT.,
LONDON.



© 2020

Lloyd's Register
Foundation

002559-002567-0167