

26.1.12

# Nos 987 & 1006 STERNFRAME & BOSS ARMS.

SCALE: - 1/2" = ONE FOOT

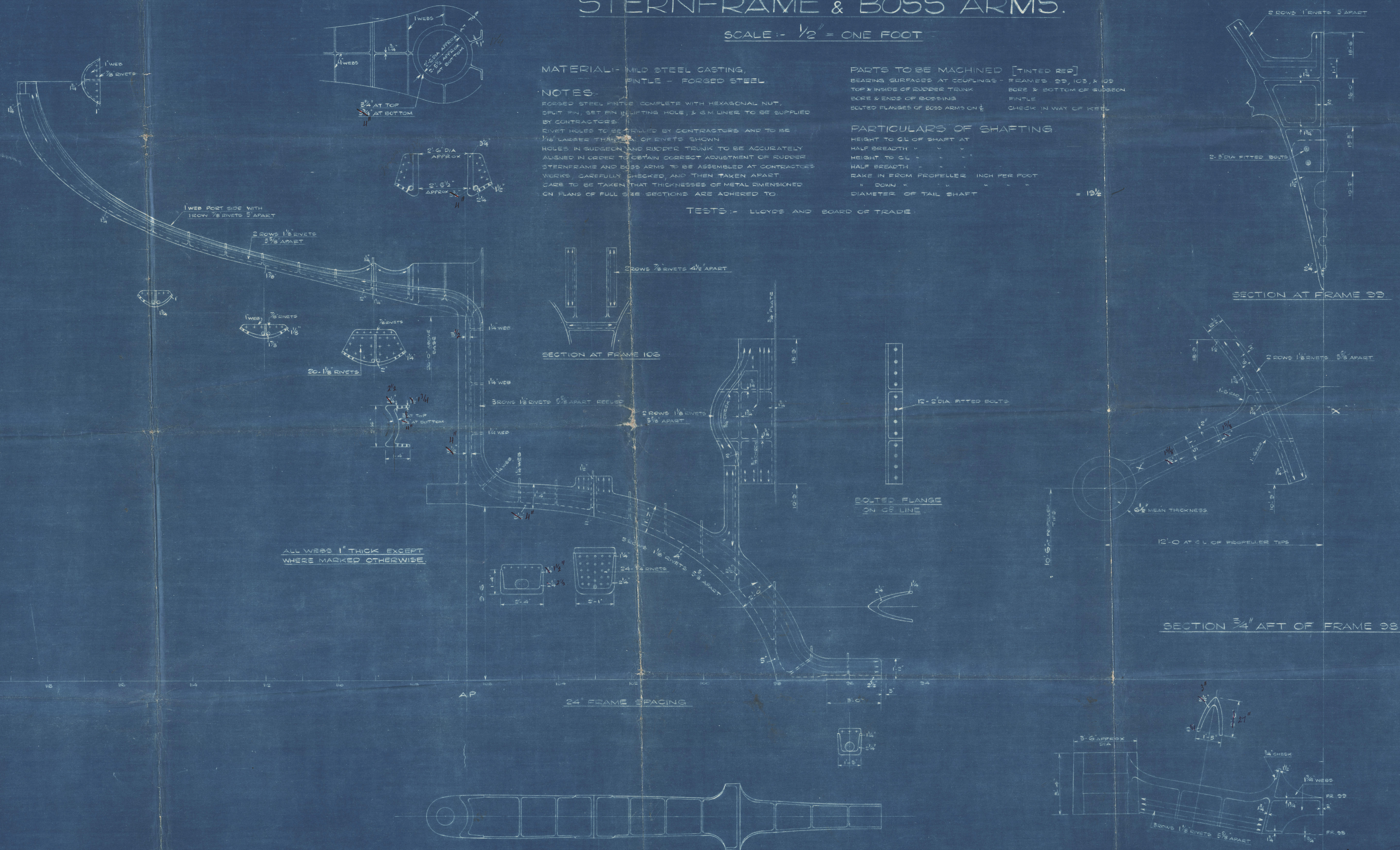
MATERIAL: - MILD STEEL CASTING,  
PINTLE - FORGED STEEL

NOTES:  
FORGED STEEL PINTLE COMPLETE WITH HEXAGONAL NUT,  
SPUT PIN, SET PIN IN LIFTING HOLE, & G.M. LINER TO BE SUPPLIED  
BY CONTRACTORS.  
RIVET HOLES TO BE DRILLED BY CONTRACTORS AND TO BE  
1/16" LARGER THAN DIA. OF RIVETS SHOWN.  
HOLES IN GUDGEON AND RUDDER TRUNK TO BE ACCURATELY  
ALIGNED IN ORDER TO OBTAIN CORRECT ADJUSTMENT OF RUDDER  
STERNFRAME AND BOSS ARMS TO BE ASSEMBLED AT CONTRACTOR'S  
WORKS, CAREFULLY CHECKED, AND THEN TAKEN APART.  
CARE TO BE TAKEN THAT THICKNESSES OF METAL DIMENSIONED  
ON PLANS OF FULL SIZE SECTIONS ARE ADHERED TO.

PARTS TO BE MACHINED [TINTED RED]  
BEARING SURFACES AT COUPLINGS - FRAMES 99, 103, & 109  
TOP & INSIDE OF RUDDER TRUNK BORE & BOTTOM OF GUDGEON  
BORE & ENDS OF BOSS ARMS  
BOLTED FLANGES OF BOSS ARMS ON 1/2" CHECK IN WAY OF KEEL

PARTICULARS OF SHAFING  
HEIGHT TO CL OF SHAFT AT  
HALF BREADTH  
HEIGHT TO CL  
HALF BREADTH  
RAKE IN FROM PROPELLER INCH PER FOOT  
DOWN  
DIAMETER OF TAIL SHAFT = 19 1/2"

TESTS: - LLOYDS AND BOARD OF TRADE



ALL WEBS 1" THICK EXCEPT  
WHERE MARKED OTHERWISE.

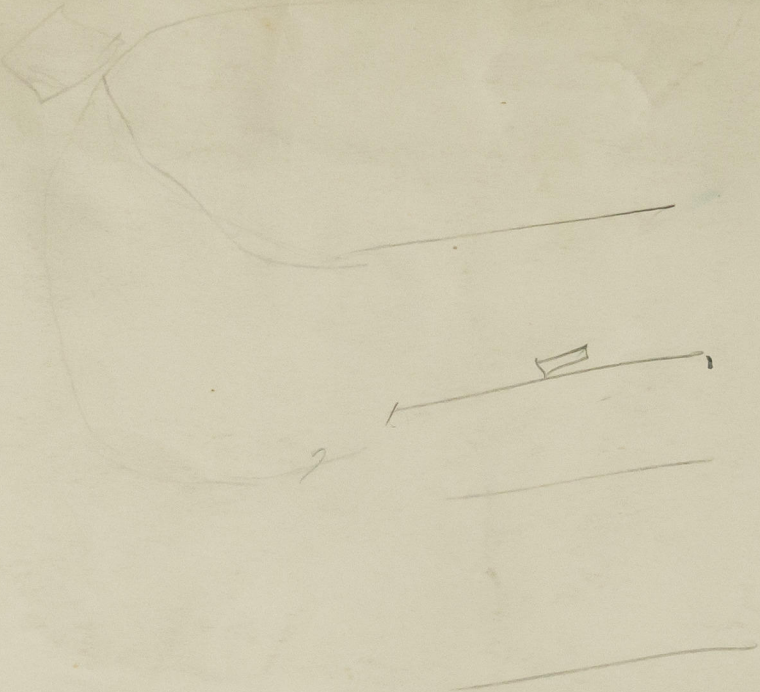

24" FRAME SPACING

PLAN VIEW AT X X

LR  
17.3.37  
16

002630-002638-0003





© 2020

Lloyd's Register  
Foundation



HARLAND & WOLFF

N<sup>os</sup> 987 & 1006

STERNFRAME & BOSS ARMS

(3)

987. DURBAN CASTLE

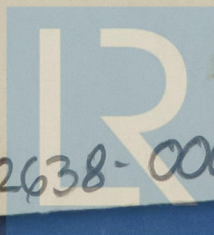
BEL. RPT. 12276.



1006 PRETORIA CASTLE

BEL. RPT. 1236.3

M/M 2630



© 2020

002630-002638-0003 Lloyd's Register