


S.S. N^o 564 & 565

MIDSHIP SECTION

DIMENSIONS - LENGTH BP 265'-0"
BREADTH M.D. 35'-10"
DEPTH M.D. 18'-6"

DIMENSIONS AS PER LLOYD'S RULES
LENGTH 263'-59"
BREADTH 35'-85"
DEPTH 18'-85"

SCALE 1"=1 FOOT.



EQUIPMENT NUMERAL

ATING N^o 18691
POOP 32'-58"
BRIDGE 111'-16"
FORECASTLE 40'-58"
Deck House 184'-32" x 7'-75" = 1428.48 x 1 1/2 = 2142
97'-75" x 7'-75" = 757
EQUIPMENT N^o 21590

EQUIPMENT

2 BOWER ANCHORS 33 CWT STOCKLESS
28 CWT
11" STUD CHAIN CABLE
75' 11" STREAM CHAIN OR 4" STEEL WIRE
90' 11" HEMP TOWLINE OR 3/2"
10' 90' 6" MANILLA
10' 90' 5"

NUMERALS


HALF BREADTH 17.91
HALF GIRTH 33.75
DEPTH 19.25
70.91 = 1st N^o
263.59
18691-1669 = 2nd N^o

PROPORTIONS

BREADTH 73

RIVETING

ALL SHELL LANDINGS BELOW UPPER DECK DOUBLE RIV^d THROUGHOUT
CARBOARD STRAKE BUTTS STRAPPED TREBLE RIVETED
SHELL BUTTS ON STRAKES B, C, D, E, F TO BE OVERLAPPED TREBLE RIVETED
EXCEPT WHERE PLATES ARE ABOVE RULE WIDTHS. WHERE INSIDE STRAKES OF SHELL
EXCEED 54" IN WIDTH OR OUTSIDE STRAKES EXCEED 46", THE BUTTS ARE TO BE
QUADRUPLE RIVETED FOR 1/2 AMIDSHIPS.
ALL STRAKES ABOVE F TO HAVE BUTTS STRAPPED TREBLE RIVETED
BRIDGE SIDE PLATING BUTTS STRAPPED DOUBLE RIVETED
POOP & FORECASTLE DOUBLE RIVETED
UPPER DECK STRINGER PLATE BUTTS OVERLAPPED TREBLE FOR 1/2 L DOUBLE AT ENDS
BRIDGE DECK STRINGER PLATE BUTTS DOUBLE RIVETED
POOP & FORECASTLE STRINGER PLATE BUTTS DOUBLE RIVETED
UPPER DECK PLATING BUTTS OVERLAPPED DOUBLE RIVETED FOR 1/2 L SINGLE AT ENDS
DOUBLE BOTTOM AND MARGIN PLATE BUTTS AS PER TABLE STA.
ALL SHELL BUTT STRAPS 3/20 THICKER THAN PLATES FOR 1/2 L



BRIDGE 10'-20"
FOR PROPORTIONS = 3/20
FURTHER INCREASED AT
FRONT OF BRIDGE TO 10'
POOP 6'-20"
FORECASTLE 20'
Increased at fore end of
bridge to 10'
at after end to 20'
SHEER STRAKE 46' x 15'-10"
4x2 HALF ROUND
BEAD IRON FOR 3 L

under 36'-0"

Upper DECK

LOWER DECK

Hatch and Beams 9'-2 1/2" x 15' beam angle 9' x 5 1/2"

SECTION IN ENGINE SPACE

SECTION IN BOILER SPACE

Thwarting Plate on alternate frame

Frame 7'-3" x 16' b.a.










Earle's Co. *Lloyd's*

N^o 564 + 565.

568 569 577

Midship Section

1/2 Dursbury	Hull Report No.	22659
- Accrington	-	22846
- Blackburn	-	23070
- Bury	-	-
- Stockport	-	24123



002636-002638-0096



© 2020

Lloyd's Register
Foundation