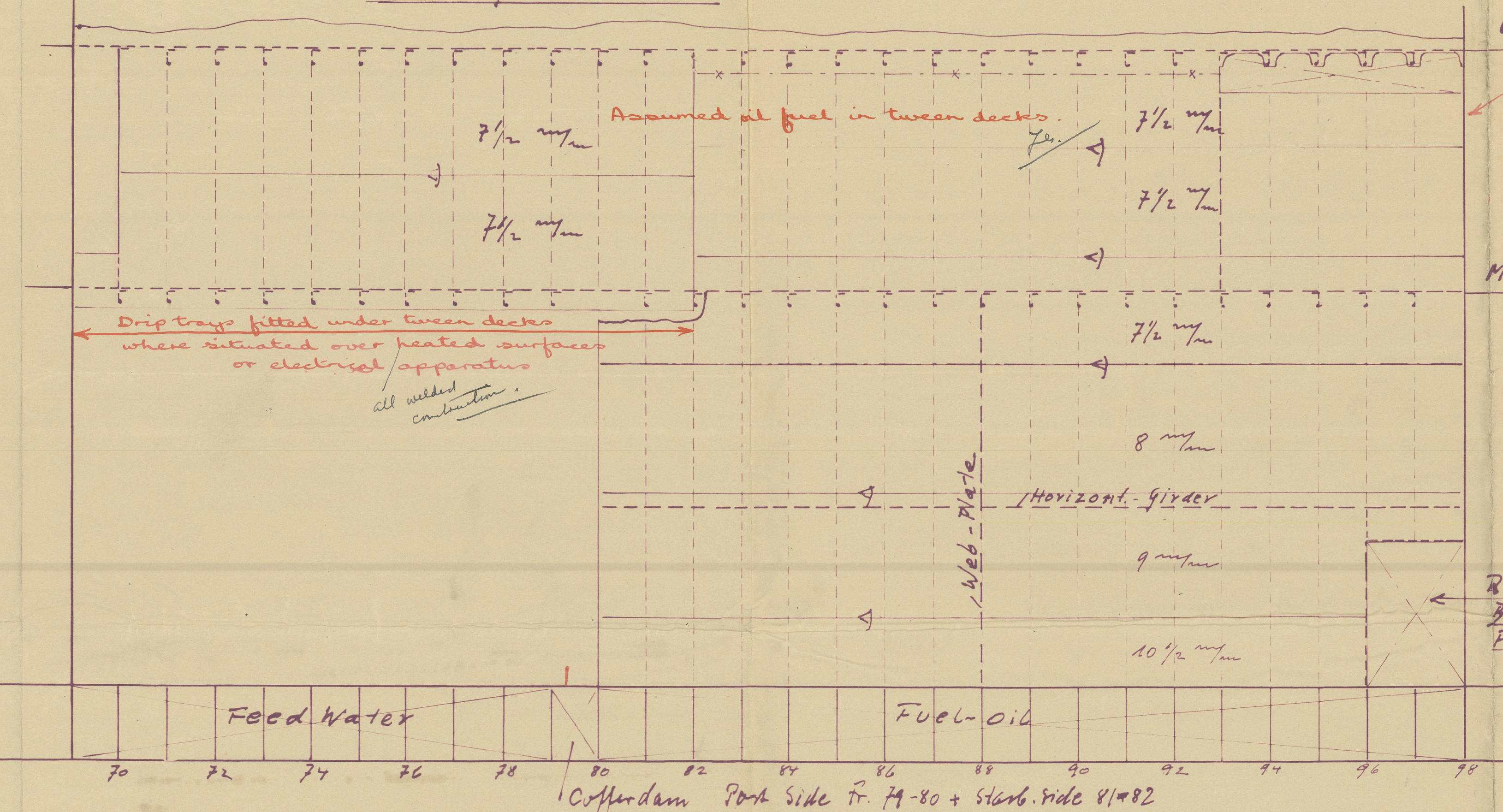


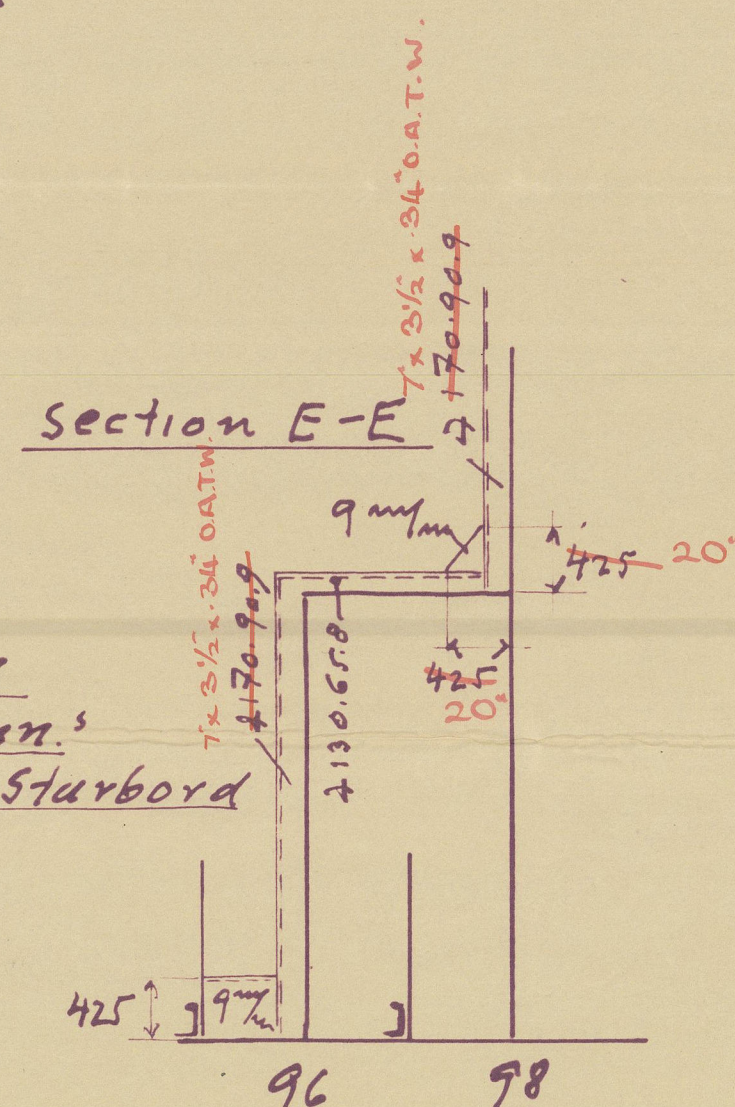
View of Portside



Upperdeck

Maindeck

Recess for
Bilge Conn.'s
Port and Sta



S.S. "CROSTAFELS" EX. TACTICIAN

BUILT. 1928 by CAMEL LAIRD and CO. Ld BIRKENHEAD

ARRANGEMENT of OIL FUEL BUNKER

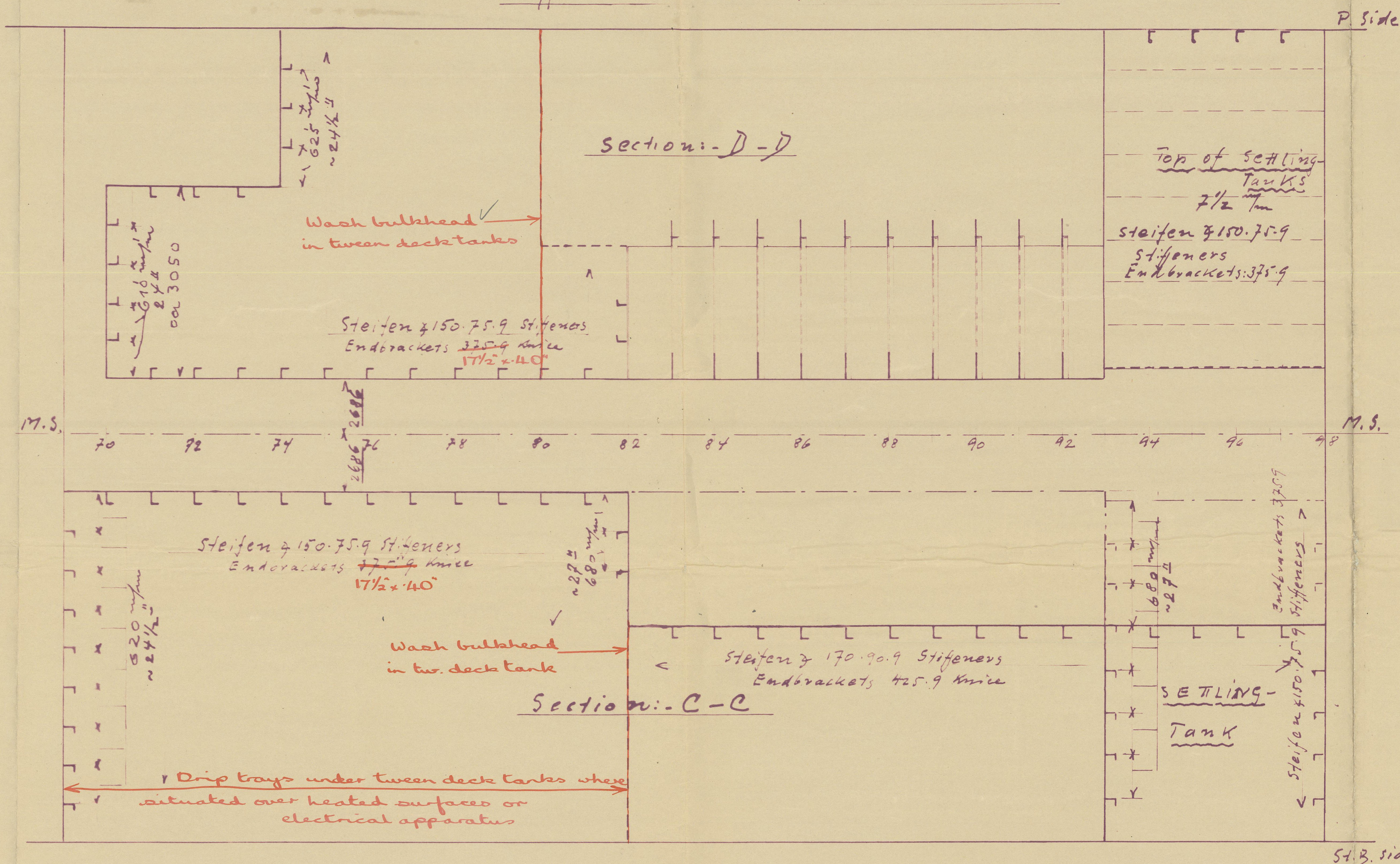
1:50

El. arc. holding:		Distance	Leg length	Length of mld
Horizontal girder	S	$4\frac{1}{2}'' = 115 L$	$7\frac{1}{16}'' = 87$	$3'' = 75 mm$
" " in way of brackets	C	$4\frac{1}{2}'' = 115 L$	" "	" "
Vertical stiffeners	S	$6'' = 150 L$	" "	" "
Stiffeners brackets	S	$5'' = 125 L$	" "	" "

Boundaries of Interbeds have double continuous fluted folds
 Plating thickness $7\frac{1}{2}$ m by length = $\frac{1}{4}$ in = 6.5 mm
 " " $8-10\frac{1}{2}$ m " = $\frac{1}{16}$ in = 8 mm

The necessity of Shell - Sides etc. is to make in accordance to the Rules and to the Satisfaction of Society's Surgeon

The relevant requirements of Sec. 20 cl. 12 of the Rules to be complied with.



Section:- D-D

Wash bulkhead ✓ →
in tween deck tanks

Steifen 450.75.9 St. f. eno.

Section:- C-C

Between deck tanks where
- surfaces or
- apparatus

SETTLING-
Tank

Section :- A - A

Randplatte

9 Stiffeners

34

90



B 43

Section

50°

B

✓	
---	--

[illegible]

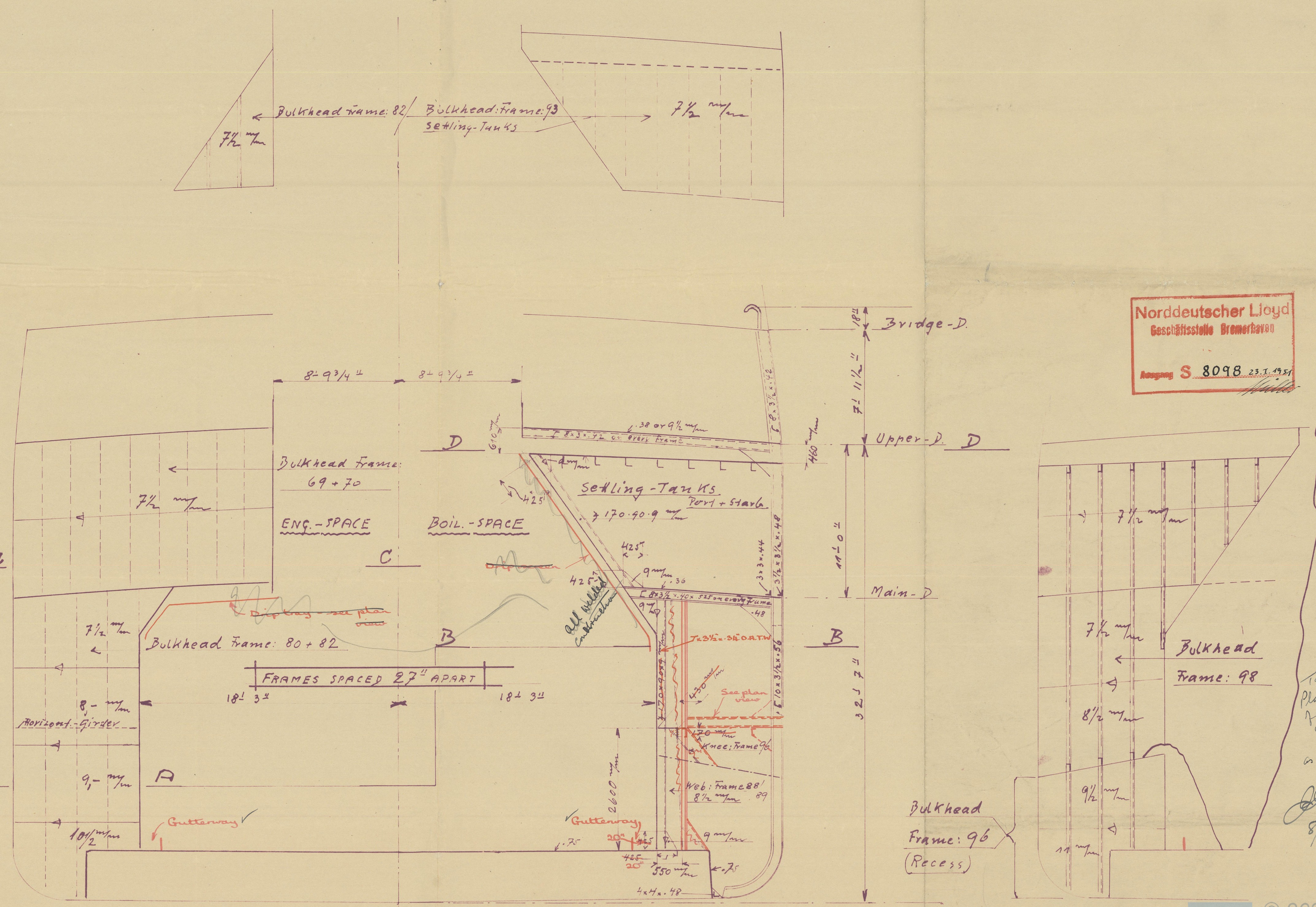
11

All bunker bulkhead stiffeners
lugged or welded to horizontal
girder

10" x 3 1/2"
double channel

struts 1

Diam



Norddeutscher Lloyd
Geschäftsstelle Bremerhaven
Ausgang **S** 8098 23. I. 1951

Tank
Plating ^{renew}
Ball ^{welded}
Construction
as fitted.
long.

[Signature]
8/2/57