

PROFILE & DECK.

SS. JALAGANCA.

SCALES 1/8" = 1' FOOT.

DIMENSIONS: 120' 0" B.P. (399' 0" ON L.W.L.) x 51' 9" M.D. (52' 0" EXT.) x 30' 6" M.D. TO UPPER D.E. TO CLASS 100 A.I. AT LLOYD'S SPECIAL SURVEY.

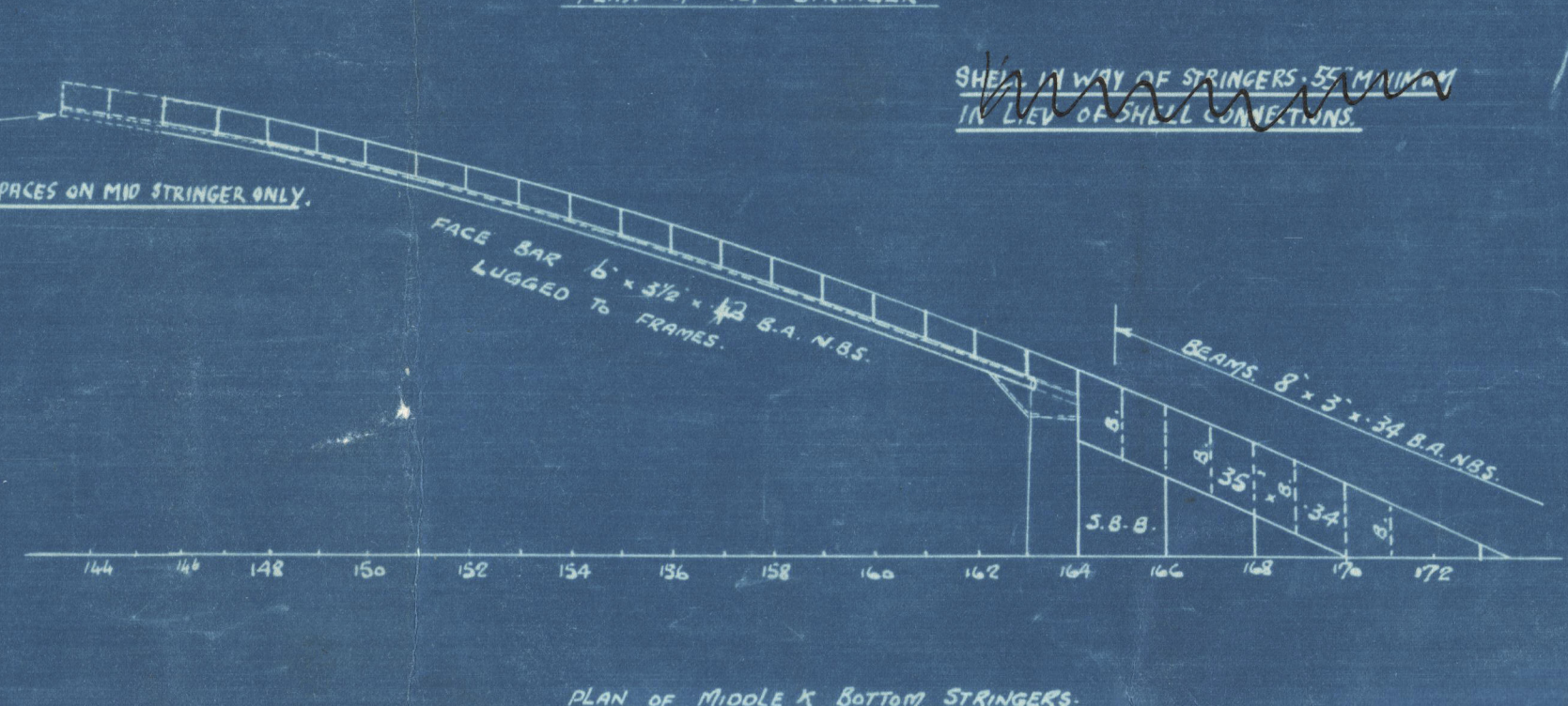

THE SCANTLING & DETAIL OF CONSTRUCTION NOTED HEREON ARE SUBMITTED ON THE UNDERSTANDING THAT THEY ARE THE MINIMUM WHICH WILL BE ACCEPTED FOR CLASS & IF NOT THEY ARE TO BE AMENDED ERRORS & OMISSIONS EXCEPTED.

PLAN OF MATCHES, BULKHEADS, SHARP TUNNEL, W.T. BULKHEADS & BOTTOM STRENGTHENING FORWARD WILL BE SUBMITTED.

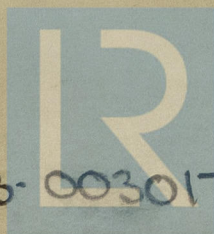
SHIPS PROPOSED	70'
1/4" LEN. RND	60%
SHIPS ART	30%
1/4" LEN. ART	30%
DISPLACEMENT CO. EFF	75%
ROUND OF BEAM	13'

STERN TO BE SUBMITTED

SUITABLE CORRUGATIONS TO BE PROVIDED AT OPENINGS IN BULKHEADS AND FRAMES BELOW SCANTLING OR B.T.



S. S. JALAGANGA
LITHGOWS ^{LT} N° 881.
PROFILE & DECK PLAN
AS BUILT
GREENOCK FIRST ENTRY
REPORT N° 20151



© 2021

Lloyd's Register
Foundation

003013-003017-0002