


N<sup>o</sup>. 1062 & 1140.

UPPER DECK.

SCALE 1/4" = 1 FOOT.

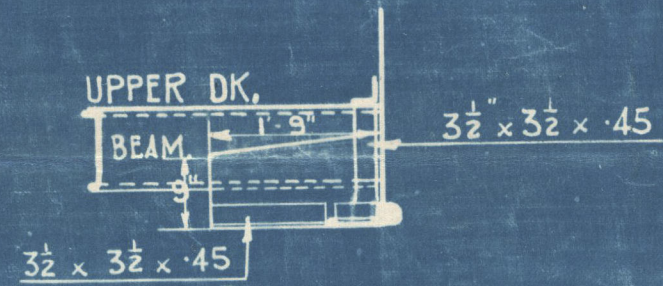


16 DEC 1924

SKETCH SHOWING BRACKETS UNDER

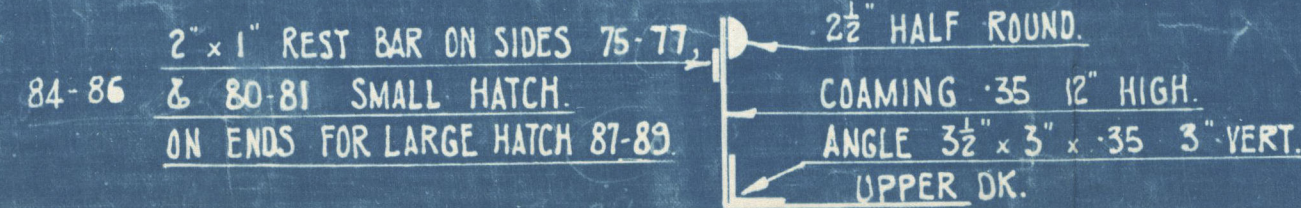
UPPER DK. AT FRAMES 23, 24, 91, 92, 96, 97, 99,

100, 106, 107, 143 & 144. SCALE 1/2" = 1 FOOT.




SECTION THRO COAL HATCHES.

SCALE 1" = ONE FOOT.



SECTION THRO HATCHES TO STORES.

SCALE 1/2" = ONE FOOT.



SECTION OF

GIRDER A

SCALE

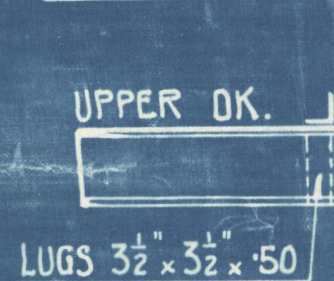
N<sup>o</sup> 1 TYZACK S

N<sup>o</sup>s 3 & 4.  
AT AFT END.

HALF ROUND  
3 1/2 x 1 1/4"

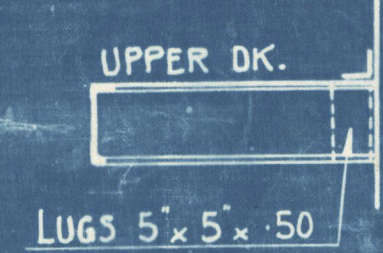
CONNECTION OF BEAMS TO COAMINGS AT N<sup>o</sup> 7 HATCH.

SCALE 1/2" = 1 FOOT.




CONNECTION OF BEAMS TO COAMINGS AT N<sup>o</sup> 1, 2, 3, 4, 5, 6, & E & B HATCHES.

SCALE 1/2" = ONE FOOT.



\* STRINGER BAR CURVED TO SUIT VENTS WHERE SHOWN,  
AT FORE END OF FRAME SPACES.

WOOD DECK.





Denny Bros

1062 + 1140

Apr 1862

AMARAPOOKA & PEGU

UPPER DECK.

31

BC

003013 - 003017 - 0041



© 2021

Lloyd's Register  
Foundation