

STEEL SINGLE SCREW STEAMERS.

DIMS 350'-0" B.P. x 48'-0" x 26'-0" M¹⁰

STERN FRAME & RUDDER

SCALE $\frac{1}{2}$ " = 1 FOOT

$$L \times D = 350 \times 26 = 9100$$

$$\text{AREA OF RUDDER} = 124 \text{ \# (A)}$$

$$\text{G.G. AREA CL. OF PINTLES} = 3'9\frac{1}{2}" (D)$$

$$A \times D = 472 (A \times D)$$

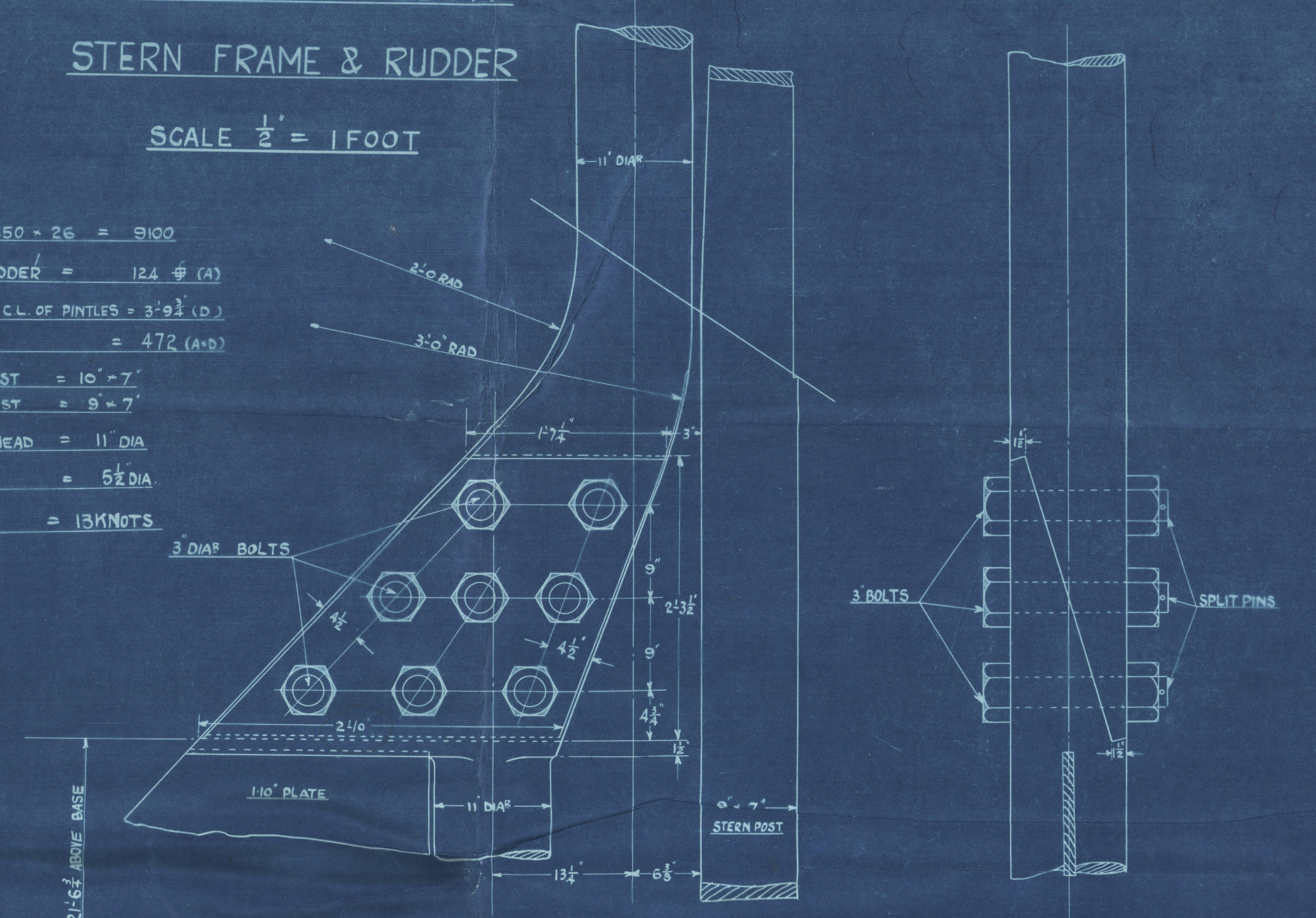
$$\text{STERN POST} = 10' \times 7'$$

$$\text{RUDDER POST} = 9' \times 7'$$

$$\text{RUDDER HEAD} = 11' \text{ DIA}$$

$$\text{PINTLES} = 5\frac{1}{2}" \text{ DIA}$$

$$\text{SPEED} = 13 \text{ KNOTS}$$



ELEVATION OF ARMS ETC

SCALE 3" = 1 FOOT

DETAIL OF ARMS

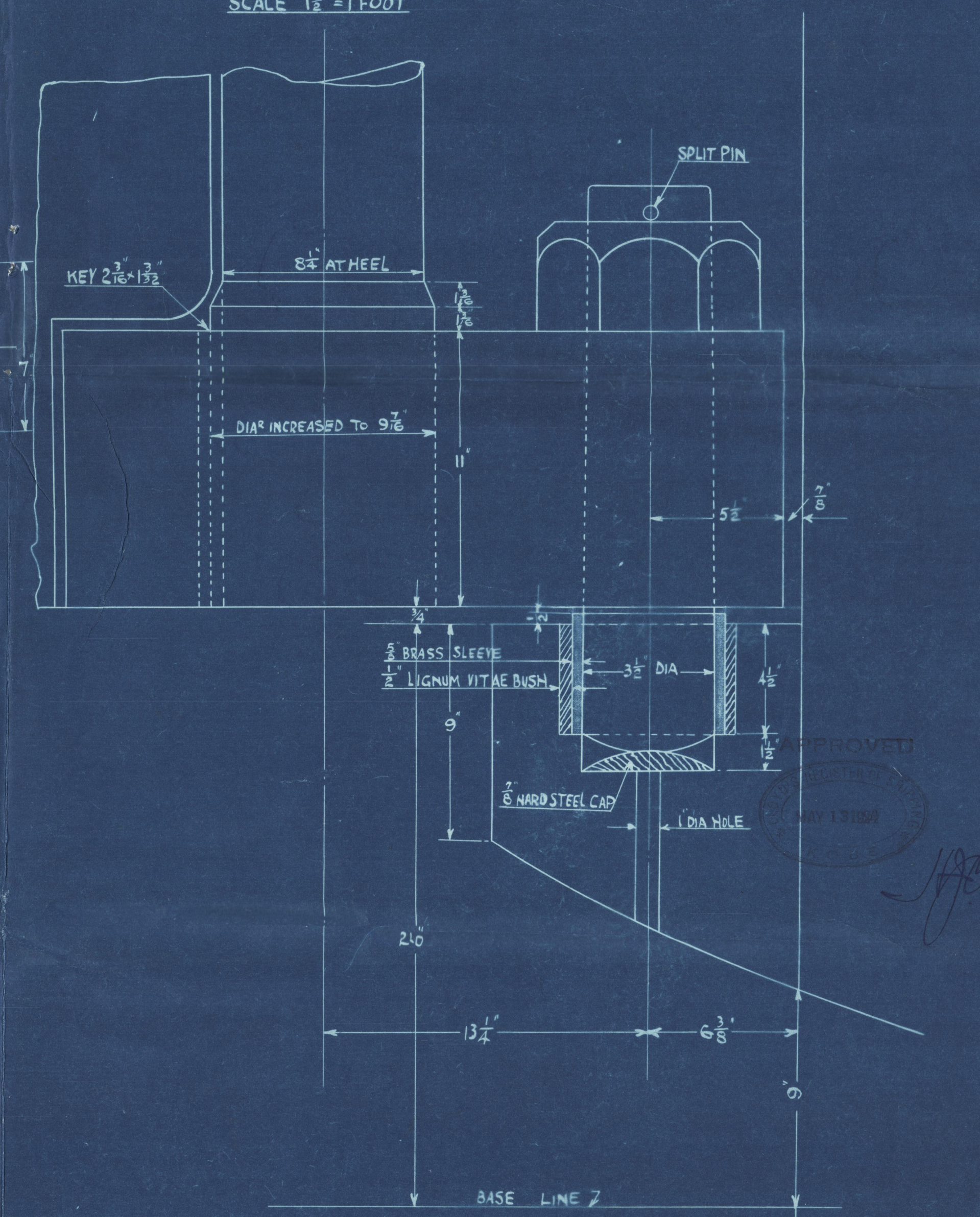
SCALE 3" = 1 FOOT

DETAIL OF STOPPER AT TOP ARM ONLY

SCALE 3" = 1 FOOT

DETAIL OF COUPLING

SCALE 1 1/2" = 1 FOOT




DETAIL OF BOTTOM GUDGEON

SCALE 3" = 1 FOOT

NOTES.

STERN FRAME AND RUDDER FRAME OF SOLID STEEL FORGING WITH SOLID STEEL RUDDER GEDGEONS AND STOP. ALL RIVET HOLES TO BE BORED $\frac{1}{16}$ LARGER IN DIAMETER THAN RIVETS. RUDDER STOCK 11" DIAMETER AT HEAD TO 8 1/2" AT HEEL WITH STRAIGHT TAPER BETWEEN EXCEPT IN WAY OF ARMS, WHERE IT IS TURNED $\frac{1}{16}$ LARGER THAN DIA. OF STOCK ABOVE ARM, AND IS PARALLEL FOR $\frac{1}{16}$ ABOVE AND BELOW ARM. NUTS ON TOP OF PINTLES TO BE 7/8" OVER THE FLATS AND 5" DEEP.

APPROX. WEIGHT OF STERN POST = 8 TONS.



Stem frame

~~Gen. Box 266.~~

8 ["] Changte ["] +
Taiping



© 2020

Lloyd's Register
Foundation

8820-420200-950000