

DIMENSIONS	
BUILDERS	341.0 * 4.6 * 21.4
LLOYDS	339.0 * 4.6 * 21.4

17.6.04  
19.6.04  
1.7.04  
6.7.04  
14.7.04  
13.7.04

# S. S. N<sup>o</sup> 122.

## MIDSHIP SECTION.

CLASS 100 A. LLOYDS  
SINGLE DECK TYPE. SPAR DR. RULE.  
SPECIAL FREEBOARD.  
SCALE 1/2" = 1 FOOT

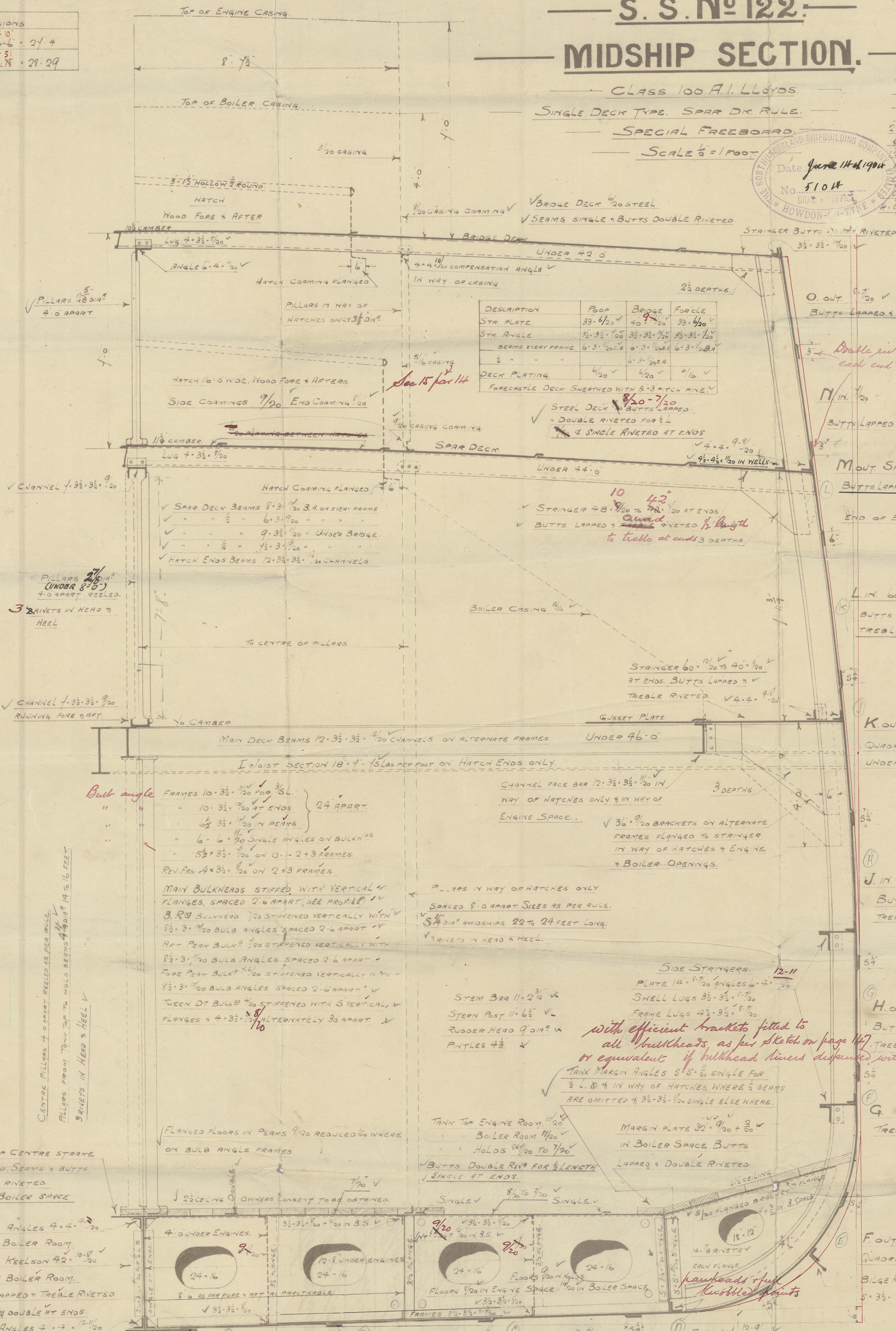
20K = 33632 33740  
P.D.F. 154.7 \* 1.5 = 1618 1618  
Houses 44.7 = 308 308  
35558 35666

EQUIPMENT N <sup>o</sup> 300000	
2 BOWER ANCHORS (Stockless)	484 CENTS
1 " " " "	41 1/2 "
1 STREAM " "	RODGERS 13 " EX STOCK
1 KEDGE " "	8 1/2 "
270 FATHOMS 2" STUD CHAIN CABLE	
40 " 4 1/2" STEEL WIRE STREAM	
120 " 4 " " " TOW LINE	
40 " 2 1/2 " " " " "	
40 " 2 1/2 " " " " "	
4.00 " 6 MANILLA ROPE	

LLOYDS NUMERALS. SPAR DR. RULE  
1/2 GIRTH 40.83 40.99  
1/2 WIDTH 23.00 23.25  
DEPTH 21.29  
15.8 15.7 85.53

339 LENGTH  
2886.19 PLATING N<sup>o</sup> 28994.67  
15.9 to Main Deck  
DEPTHS TO LENGTH 11.98 to SPAR DR.

THREE DECK RULE NUMERALS  
15.9 15.7 85.53  
339 LENGTH  
3136.7 PLATING N<sup>o</sup>



Double rivet for loft at each end of bridge  
N. IN. 1/20  
BUTTS LAPPED & DOUBLE RIVETED  
SHEERSTAKE DOUBLED FOR ROFT AT EACH END OF BRIDGE FULL WIDTH.

L. IN. 60. 12.9 1/20 FOR 1/2 L. 14.7 1/20  
BUTTS LAPPED & QUADRUPLE RIVETED TREBLE WHERE UNDER SA

K. OUT. 60. 12.9 1/20 BUTTS LAPPED & QUADRUPLE RIVETED TREBLE WHERE UNDER 46

J. IN. 60. 12.9 1/20 BUTTS LAPPED & QUADRUPLE RIVETED TREBLE WHERE UNDER 54

H. OUT. 49. 12.9 1/20 BUTTS LAPPED & QUADRUPLE RIVETED TREBLE WHERE UNDER 46

G. IN. 53. 12.9 1/20 BUTTS LAPPED & QUADRUPLE RIVETED TREBLE WHERE OVER 54

F. OUT. 53. 12.9 1/20 BUTTS LAPPED & QUADRUPLE RIVETED TREBLE WHERE UNDER 46  
BILGE KEEL 9. 9/20 BULB & SINGLE ANGLE 5. 3 1/2 1/20 FOR 14 FT. AMIDSHIPS

NOTE: BUTTS OF ALL SHELL TREBLE RIVETED FORWARD & AFT OF 3/4 LENGTH

with efficient brackets fitted to all bulkheads as per sketch on page 147 or equivalent if bulkhead liners dispensed with.

TANK MARGIN ANGLES 5. 5 1/2 1/20 SINGLE FOR 2 L. 8 1/2 1/20 IN WAY OF HATCHES WHERE 3 BEAMS ARE OMITTED & 3 1/2 3 1/2 1/20 SINGLE ELSE WHERE.

MARGIN PLATE 32. 9/20 + 2 1/20 IN BOILER SPACE BUTTS LAPPED & DOUBLE RIVETED.

FLAT PLATE KEEL 13. 13 1/2 1/20 IN. 17. 17 1/2 1/20 IN. 19. 19 1/2 1/20 IN. BUTTS LAPPED & QUADRUPLE RIVETED DOUBLING KEEL FOR 2 L. 14. 14 1/2 1/20 IN. BUTTS LAPPED & QUADRUPLE RIVETED TREBLE AT ENDS

FLAT PLATE KEEL 13. 13 1/2 1/20 IN. 17. 17 1/2 1/20 IN. 19. 19 1/2 1/20 IN. BUTTS LAPPED & QUADRUPLE RIVETED DOUBLING KEEL FOR 2 L. 14. 14 1/2 1/20 IN. BUTTS LAPPED & QUADRUPLE RIVETED TREBLE AT ENDS

FLAT PLATE KEEL 13. 13 1/2 1/20 IN. 17. 17 1/2 1/20 IN. 19. 19 1/2 1/20 IN. BUTTS LAPPED & QUADRUPLE RIVETED DOUBLING KEEL FOR 2 L. 14. 14 1/2 1/20 IN. BUTTS LAPPED & QUADRUPLE RIVETED TREBLE AT ENDS

FLAT PLATE KEEL 13. 13 1/2 1/20 IN. 17. 17 1/2 1/20 IN. 19. 19 1/2 1/20 IN. BUTTS LAPPED & QUADRUPLE RIVETED DOUBLING KEEL FOR 2 L. 14. 14 1/2 1/20 IN. BUTTS LAPPED & QUADRUPLE RIVETED TREBLE AT ENDS

FLAT PLATE KEEL 13. 13 1/2 1/20 IN. 17. 17 1/2 1/20 IN. 19. 19 1/2 1/20 IN. BUTTS LAPPED & QUADRUPLE RIVETED DOUBLING KEEL FOR 2 L. 14. 14 1/2 1/20 IN. BUTTS LAPPED & QUADRUPLE RIVETED TREBLE AT ENDS

\* Lauking edge of keel plate applied 16" with 1" rivets (See Spec. Letter 6/7/04)

STRAKES C & D TO MAINTAIN MIDSHIP THICKNESS TO COLLISION BULKHEAD 3 IN WAY OF TANK WHERE 11/20 & ABOVE TO BE REDUCED 1/20.

DOUBLE FRAMES IN TANK FORWARD OF 3/4 L. TO COLLISION BULKHEAD. THE RIVETS IN THE LAPPING EDGES OF PLATING FORMING THE FLAT OF BOTTOM TO BE SPACED NOT MORE THAN 4 DIAM. APART. RIVETS IN THE PLATING & FRAMES IN WAY OF SAME TO BE SPACED NOT MORE THAN 5 1/2 DIAM. APART.






Northumberland S. Co.  
S. S. No 122

341'-0" x <sup>46'-10"</sup>~~46'-6"~~ x 27'-4" *mm*

"Star & K. Class"  
with Freeboard.

Measure Section.



Received \_\_\_\_\_  
Referred to \_\_\_\_\_  
Acknowledged by \_\_\_\_\_  
Date \_\_\_\_\_

© 2020  
Lloyd's Register  
Foundation