

SS. THE PRESIDENT & THE EARL

MIDSHIP SECTION

SCALE 1/2"=1 FOOT

DIMS. MLD. 199.6" x 32.0" x 14.6" TO UPPER DK
18.6" TO R.Q. DK

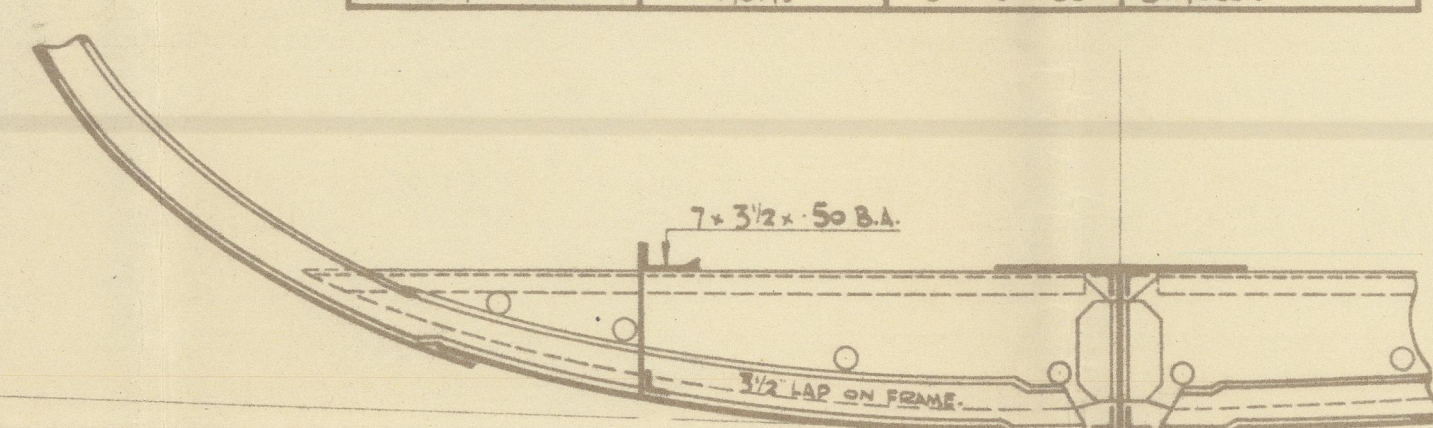
TO LLOYD'S CLASS 100 A.1.

LLOYD'S NUMERALS	
L	199.5
B	32.0
D	14.5
d To UPPER DECK	12.0
d To QUARTER DECK HOLD	10.0
d To BOILER SPACE	17.53
d To ENGINE SPACE	13.5 APPROX.
L/D To UPPER DECK	13.76
L/D To QUARTER DECK	10.79
L/D	2892.75
L x (B + D)	9276.75

EQUIPMENT NUMERAL	
2ND LONGITUDINAL NUMBER	9276.75
QUARTER DECK 11G x 4	466.00
FORECASTLE DECK 30.5 x 7.25 x 7.5	168.84
BRIDGE DECK 12.0 x 7.5 x 7.5	67.50
CASING 58.5 x 7.25 x 5.0	210.00
EQUIPMENT NUMBER	10184.09

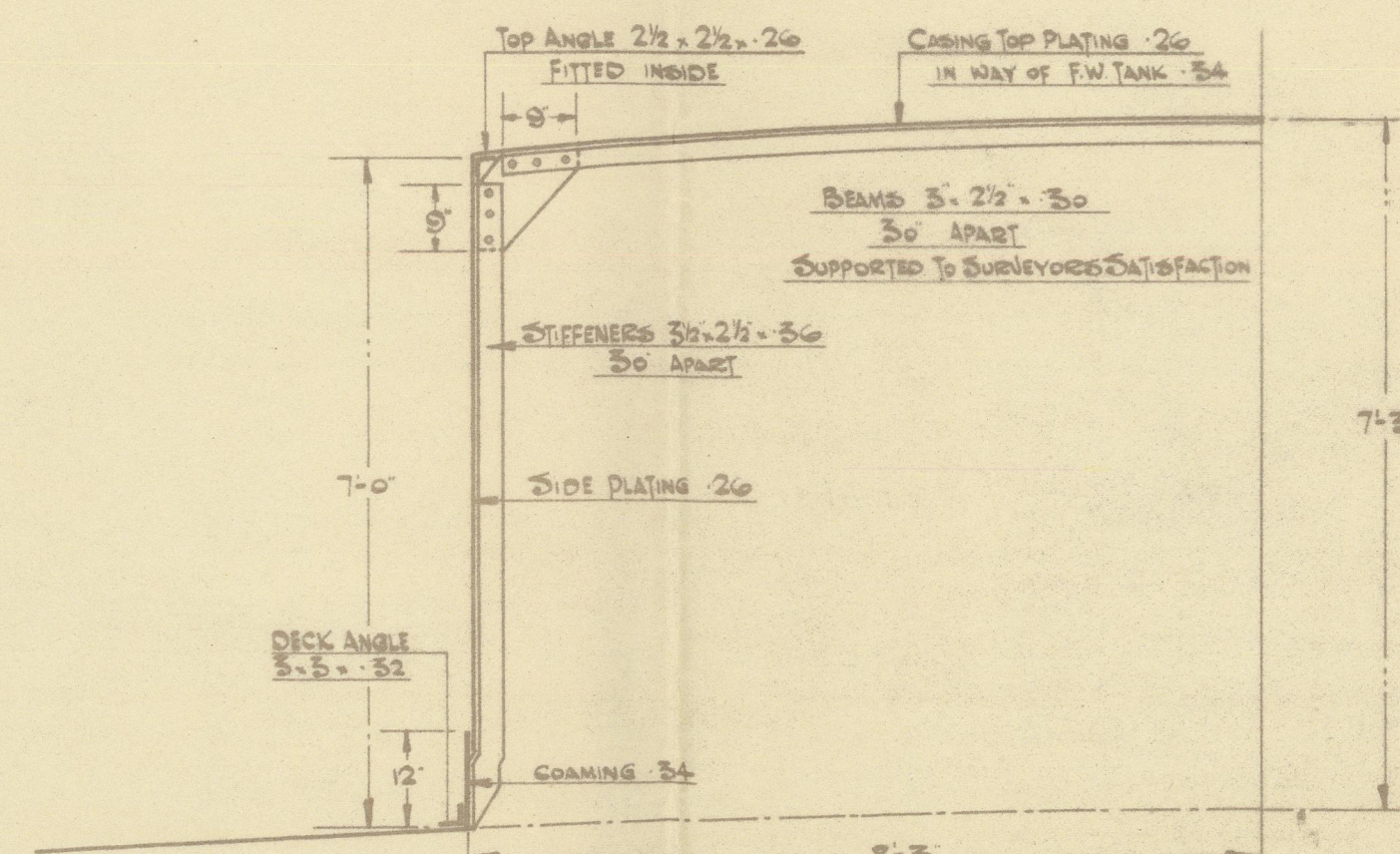
EQUIPMENT LETTER &	
2 BOWER ANCHORS STOCKLESS EACH 2 1/4 CWT.	
1 ANCHOR	18
1 STREAM (EX STOCK)	5 1/2
210 FATHOMS 19 1/2	STUD CHAIN CABLE
60	3/4 STEEL STREAM WIRE 9/12
90	3" WIRE TOWLINE 9/12
1 OFF 90 FATHOMS	6 MANILLA HAWSEYER
1 OFF 90	5 WARP.

	BOILER SPACE	ENGINE SPACE	
FRAMES	SEE SIDE FRAMING	SEE SIDE FRAMING	DOUBLE IN ENG SPACE & ON BOILER BEARERS.
REV. FRAMES	3 x 3 x 42	3 1/2 x 3 x 30 (3/4" HORIZ.)	
FLOORS	20 1/2 x 42	36	
CE THRO PLATE	50	45	
FOUNDATION PLATE	32 x 50	50	
TOP ANGLES	3 x 3 x 42	3 x 3 x 42	DOUBLE IN E & B SPACE
BOTTOM ANGLES	3 1/2 x 3 x 44	3 1/2 x 3 x 44	DOUBLE
VERT. ANGLES	5 x 3 x 50	5 x 3 x 45	SINGLE
SIDE INTERCOSTAL PLATE	42	36	
BOTTOM ANGLES	3 x 3 x 32	3 x 3 x 32	SINGLE CEMENT COVERED
VERT. ANGLES	NONE	5 x 3 x 38	SINGLE.

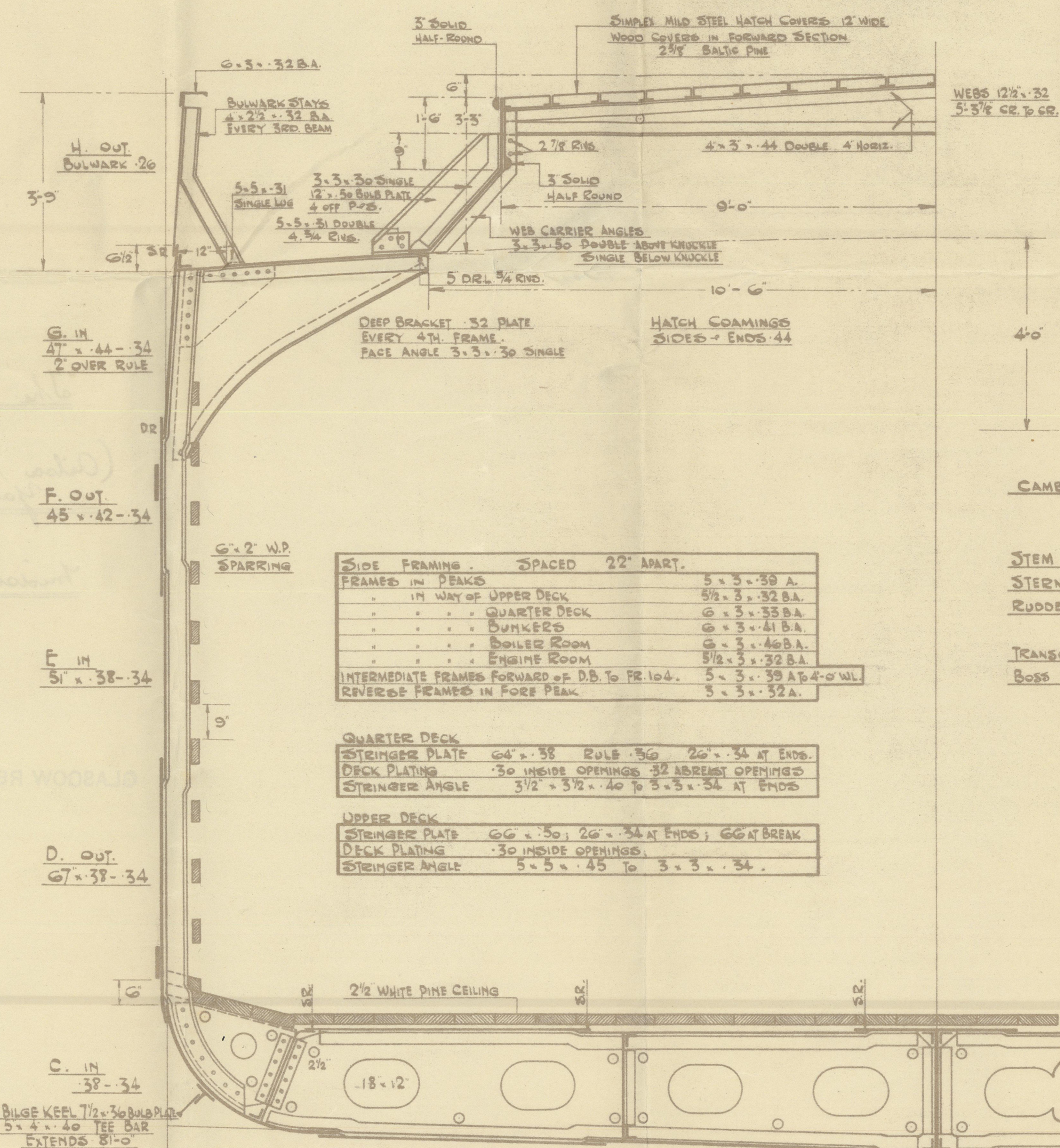


SECTION THRO' OPEN FLOORS
IN BOILER ROOM.

NOTE - NO RIVET LESS THAN 3/4" DIA. WITH 3" FLANGES
EXCEPT IN CASINGS AND HOUSES.



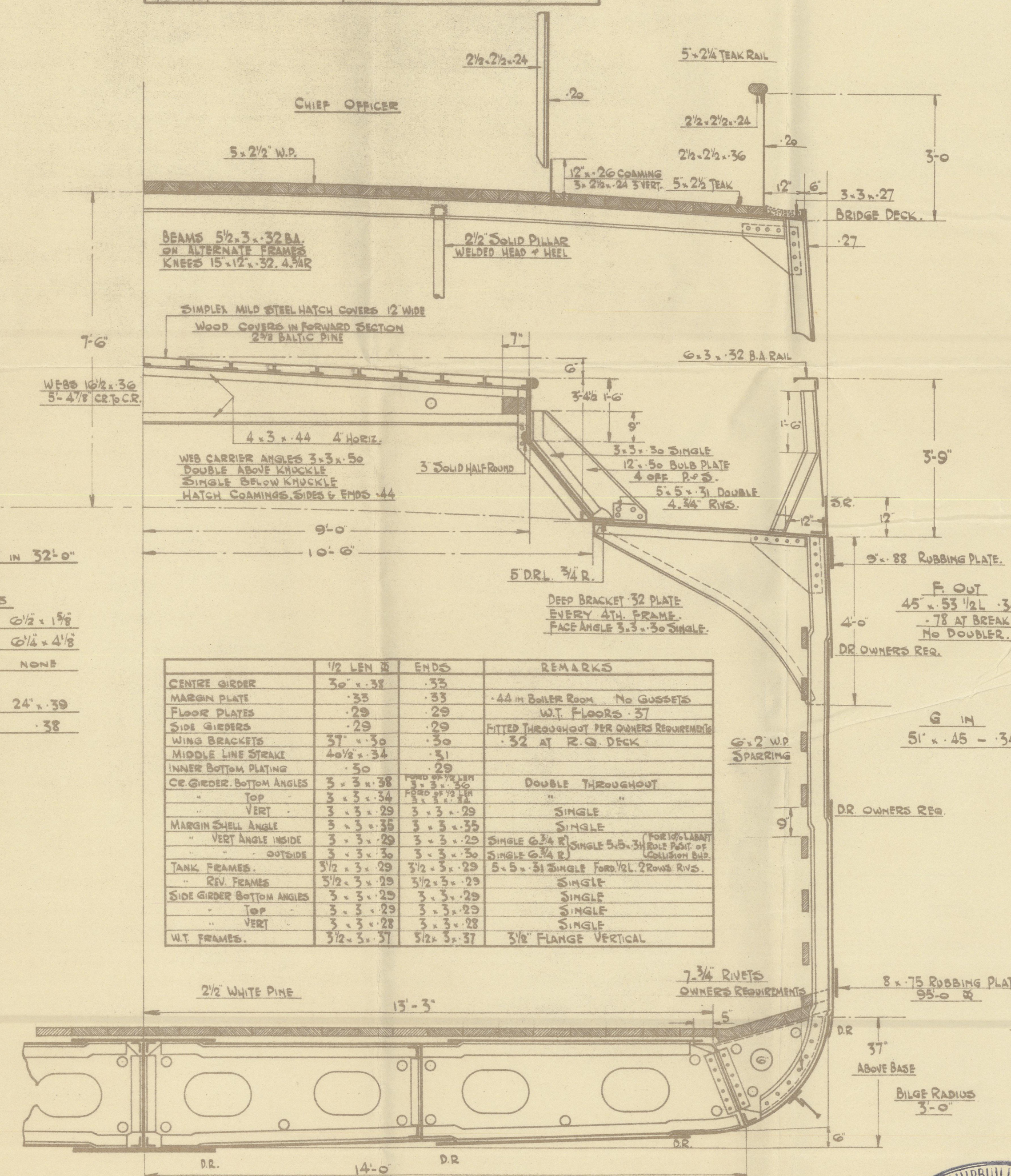
ENGINE & BOILER CASING.



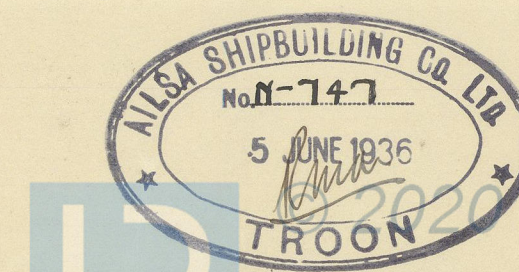
SECTION THRO' HOLD IN WAY OF QUARTER DK.

	BRIDGE DECK	FORECASTLE DECK
HEIGHT BEAM TO BEAM	7'-6"	7'-3"
ROUND OF BEAM	8"	8"
BEAMS ON ALTERNATE FRAMES	8 1/2 x 3 x 32 B.A.	6 3/4 x 3 x 32 B.A.
BEAM KNEES	15 x 12 x 32 4 1/4 R	10 1/2 x 12 x 32 4 1/4 R
SIDE PLATING	32 x 27	18 x 27
STRINGER PLATE	32 x 27	18 x 27
ANGLE	3 x 3 x 27	3 x 3 x 27
GUTTER ANGLE	2 1/2 x 2 1/2 x 30	2 1/2 x 2 1/2 x 30
TIE PLATES	7 x 27	7 x 27
WOOD DECK EXPOSED	5 x 2 1/2 TEAK	5 x 2 1/2 TEAK
INSIDE ACCOM.	5 x 2 1/2 W.P.	

	1/2 LENGTH IS	ENDS.
BUTT RIVETING	TREBLE STRAPS	TREBLE STRAPS
KEEL	TREBLE STRAPS	DOUBLE LAPS
WHEEL STRAKE UPPER DECK	"	"
" QUARTER DECK	"	"
STRAKE BELOW WHEEL STRAKE	"	"
BOTTOM PLATING	DOUBLE LAPS	"
SIDE PLATING	"	"
UPPER DK. STRINGER PLATED	TREBLE	"
QUARTER DK.	"	"
BRIDGE & FCL DK.	DOUBLE	"
TANK MARGIN	"	"
MIDDLE LINE STRAKE	"	"
TANK TOP PLATING	"	SINGLE
FORECASTLE SIDE PLATING	"	DOUBLE
EDGE RIVETING	DOUBLE LAPS THROUGHOUT TO OWNERS REQUIREMENTS	
SHELL PLATING	"	
DECK	SINGLE LAPS	
TANK TOP	"	



SECTION THRO' HOLD IN WAY OF UPPER DECK.



Lloyd's Register
Foundation

"The Earl"

(Ailsa S. B. Co., Ltd.)
Yard No. 422

Midship Section
(as built)

GLASGOW REPORT No. 57137



© 2020

Lloyd's Register
Foundation

003217-003222-0050