

Lloyd's Register of Shipping.

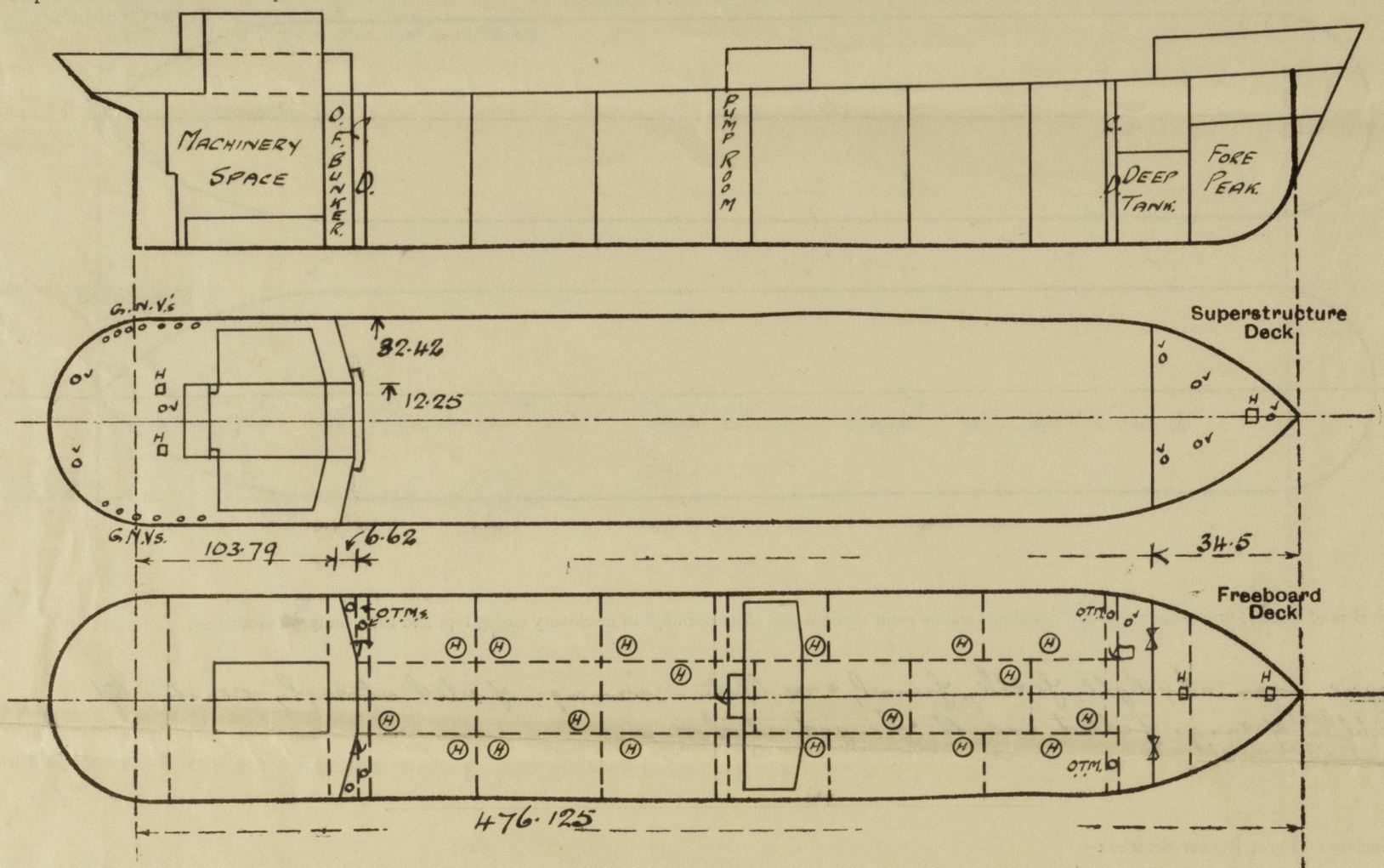
SURVEYS FOR FREEBOARD.

(CONDITIONS OF ASSIGNMENT.)

No 33766

Ship's Name *M.Y. EMPIRE INVENTOR*Port of Survey *Sunderland*Official Number *180053*Surveyor's Signature *W. L. Miller*Nationality and Port of Registry *British, Sunderland*Date of Survey *During Construction*

Disposition and dimensions of superstructures, trunks, deckhouses and machinery casings to be inserted in the diagrams and tabular statement:—



Particulars of Superstructures, Trunks, Casings, Deckhouses.


	Coaming	Plating	Stiffeners	Spacing	End Attachments of Stiffeners	Size of Openings	Height of Sills	Height of Casings
Poop Bulkhead ...	44"	44"	10" x 3 1/2" x 56" L	30"	Lugged top welded bottom	2 @ 4'-6" x 2'-3"	18"	7'-6"
Raised Quarter Deck Bulkhead ...		✓						
Bridge, After Bulkhead ...		✓						
Bridge, Forward Bulkhead ...		✓						
Forecastle Bulkhead ...	30"	30"	4" x 3" x 32"	30"	Riveted to boundaries	2 @ 4'-1" x 3'-1"	18"	7'-6"
Trunk, Aft ...		✓						
Trunk, Forward ...		✓						
Exposed Machinery Casings on Freeboard or Raised Quarter Decks ...		✓						
Exposed Machinery Casings on Superstructure Decks ...	30"	26"	4" x 3" x 1/4"	28" + 30 3/4"	continuous	✓	✓	✓
Machinery Casings within Superstructures not fitted with Class I Closing Appliances ...								
Deckhouses on Flush Deck Ships ...								

Particulars of Closing Appliances (state if capable of being manipulated from both sides).

Poop Bulkhead ...	Mechan. W.T. door operated from both sides. ✓
Raised Quarter Deck Bulkhead ...	✓
Bridge, After Bulkhead ...	✓
Bridge, Forward Bulkhead ...	✓
Forecastle Bulkhead ...	2 1/2" shifting boards in full height riveted channels ✓
Exposed Machinery Casings on Freeboard or Raised Quarter Decks ...	✓
Exposed Machinery Casings on Superstructure Decks ...	NONE.
Machinery Casings within Superstructures not fitted with Class I Closing Appliances ...	✓
Deckhouses on Flush Deck Ships ...	✓

PARTICULARS OF PROTECTION TO OPENINGS, ETC.

The following diagrams should be used to indicate the positions of cargo and coaling hatchways, gangway, cargo and coaling ports, ventilators, companionways, etc., which would affect the seaworthiness of the ship:—



Particulars of hiddle, funnel and ventilator coamings, engine room skylight and other openings in machinery casing tops and their means of closing:—

Engine room skylight, hiddle, funnel, & ventilator coamings of steel strongly constructed. Hiddle openings fitted with hinged steel covers.

Particulars of Flush Bunker Scuttles:—

NONE ✓

Particulars of Companionways:—

To Fore Pump Room, plating 3/4", deck opening 3'-10 1/2" x 3'-0", mechan. Door 4'-0" x 2'-3" (WT?) 19 1/2" coaming
To Midship Pump Room plating 3/5", 25" stiff 4" x 3" x 3/4" spaced 27" x 32", beams 5" x 3" x 3/4"
Mechan. Door 4'-0" x 2'-3", coaming 18", 2 skylights 5'-6" x 4'-0"

Particulars of Ventilators in exposed positions on freeboard and superstructure decks:—

FORE DECK 1-6" Vent. to Fore Peak Store Coaming 36" x 30" ✓
2-9" " " " " 36" x 32" ✓
2-15" " " " " 36" x 36" ✓
POOP DECK 3-6" " " " " 30" x 30" ✓
13-5", 2-4" G.M. vents to washhouses etc 18" to lip. ✓

UPPER DECK 1-9" Vent. to Forward Pump Room Coaming 36" x 32" ✓

Ventilators fitted with wood plugs & canvas covers, G.M. with wood plugs. ✓

Particulars of Air Pipes in exposed positions on freeboard, raised quarter, or superstructure decks:—

Air pipes on Poop Deck to D.B. tanks 18" to lip, on Upper Deck 36" to lip, fitted with gauge and canvas covers. ✓

Particulars of Gangway Cargo and Coaling Ports:—

NONE ✓

Particulars of Scuppers and Sanitary Discharge Pipes:—

6" x 2 1/2" slots cut in stringer angle, each side, to drain freeboard deck. ✓
Discharges from spaces on or above freeboard deck, led to N.R. valves on shell, below freeboard deck. ✓

Particulars of Side Scuttles:—

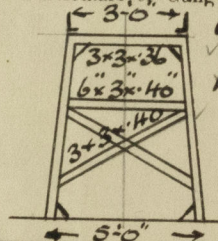
10" dia. sidelights to Accom² in Poop Lower Deck, fitted with substantial hinged deadlights. ✓

Vertical distance of Sill of lowest Side Scuttle above top of keel 42'-6" ✓

Particulars of Guard Rails:—

Steel Bulwark 3'-6" high in way of Deckhouse, and at ends of poop & fore deck. On Poop & fore Deck, & on remainder of upper deck, rails 3'-6" high, stanchions 2 1/2" x 1 1/2" flats welded to deck, spaced 5'-0" apart, 3 rails on poop & upper deck, 2 rails on fore Deck.

Particulars of Gangways, Lifelines, etc.:—



Gangway 7'-6" high from poop to bridge, 7'-0" to 7'-6" high from bridge to fore with 1/4" chequered plating, supports 9'-0" to 9'-9" apart, fore & aft bracing 4 off aft, 3 off forward.

Particulars of Freeing Arrangements.

	Length of Bulwark	Height of Bulwark	Size of Freeing Ports	Number each side	Area each side	Rule area each side
After Well ...	✓					
Forward Well ...	✓					

State position of each freeing port ... (After Well:— ✓)
(F. and A. position and height above deck edge) (Forward Well:— ✓)

State whether the freeing ports are fitted with shutters, bars, or rails, and give particulars of such:— ✓

Additional area where sheer is less than standard. ✓

PARTICULARS OF PROTECTION TO OPENINGS, ETC.

HATCHWAYS ON FREEBOARD AND SUPERSTRUCTURE DECKS.									
Description of Hatchway	
Dimensions of Hatchway	
COAMINGS	Height above Deck
	Thickness
	Stiffeners
	Brackets, Stays
HATCH BEAMS	Number
	Spacing
	Scantling and Sketch
	Bearing Surface
FORE AND AFTERS	Number
	Spacing
	Unsupported Lengths
	Scantling* and Sketch
HATCH COVERS	Material
	Thickness
	How fitted
	Bearing Surface
Spacing of Cleats	
Number of Tarpaulins	

*Are wood fore and afters steel shod at all bearing surfaces?
 Are battens and wedges efficient and in good condition?
 Are tarpaulins in good condition and in accordance with rule requirements?
 Are lashings provided in accordance with rule requirements?

Particulars of any special features:—

Endorsement at first survey and at surveys for renewal of Certificate:—

The fittings and appliances are in accordance with the particulars shown on this form (or as now modified) and are in good condition.



© 2020

Lloyd's Register Foundation