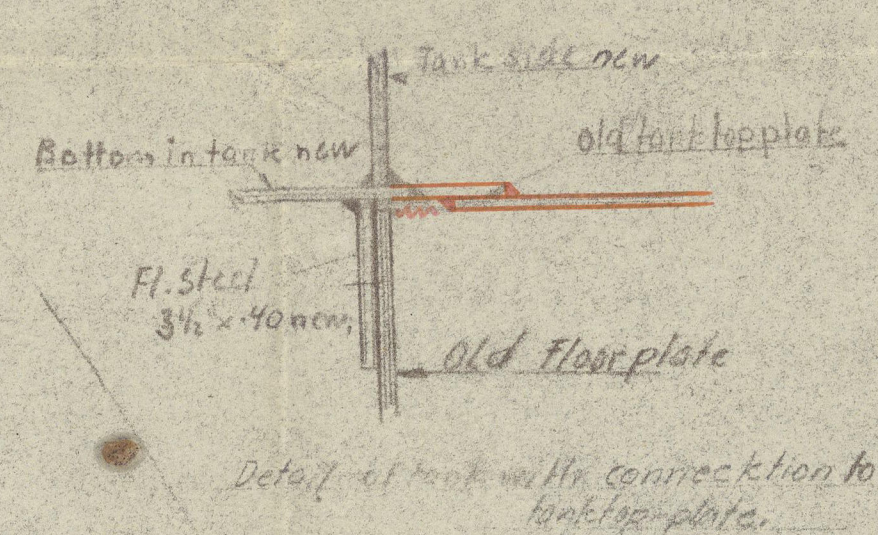


12 SEP 1949



Bulk head frame 65
Looking forw.

Section frame 63 in oil bunker tank.
Looking Forw.

WELDING:

Tank plating: butt welded with back run.

Stiff. and beams: staggered, 5" ctr. to ctr.

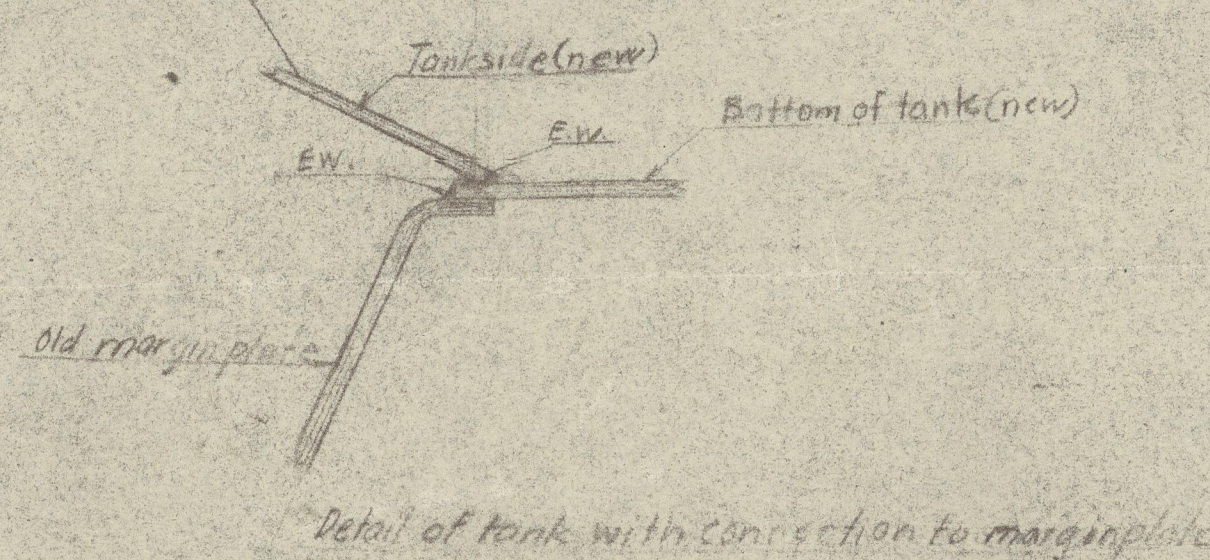
stiff bracket : ———, 5th ———

Horiz. girder to b.h.d.: — " —, $4\frac{1}{2}$ " — " —
 — " — " — in way of brackets: chain, $4\frac{1}{2}$ " ctr to ctr

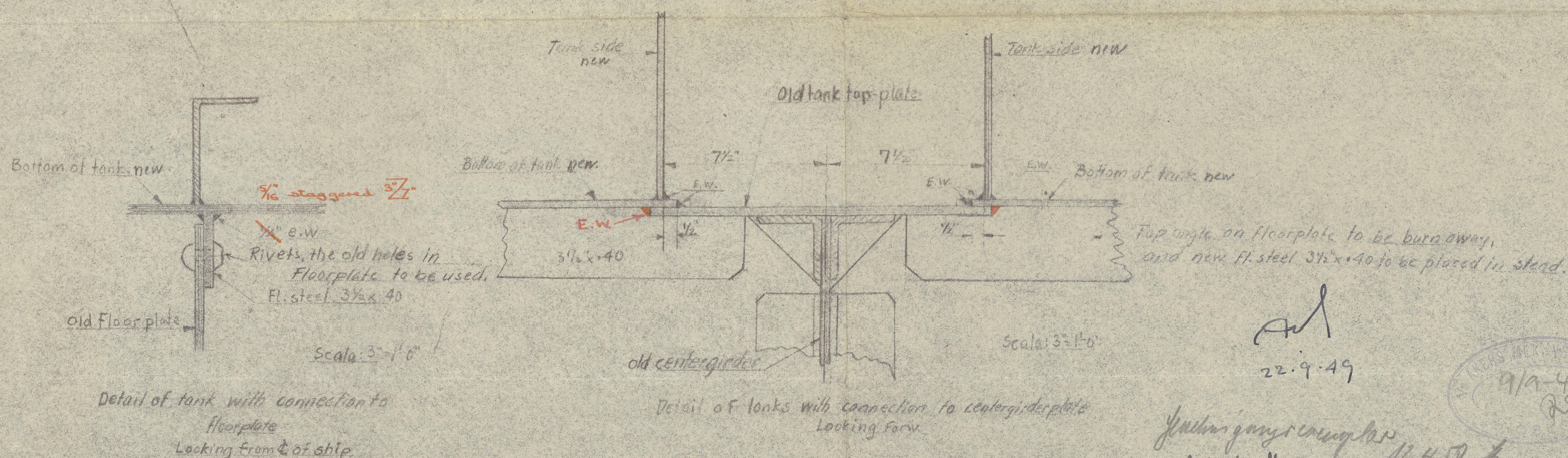
Testing

Tanks are to be tested by head of water to the height of the overflow pipes, but in no case less than 8 feet.

Manöver and ladder are to be placed later on.



Detail of tank with connection to margin plate



Detail of tank with connection to
floorplate
Looking from E of ship

Detail of tanks with connection to centergirder plate
Looking Forw.

Fuchsin gary & co. n.p.
lpt 12 flm 971
S/c "BALI"

FUEL OIL BUNKER TANKS
AND SETTLING TANKS

1/3 AKERS MEK VERKSTED

Draw }
Traced } *cell*

Seals $\frac{3}{8}'' = 1'' - 0''$

© 2020-49

Lloyd's Reg