

PRINCIPAL DIMENSIONS:- 125' 0" BP 23' 6" BREADTH EXTREME x 13' 6" DEPTH MLD.

CAPACITY OF CARGO SPACES.

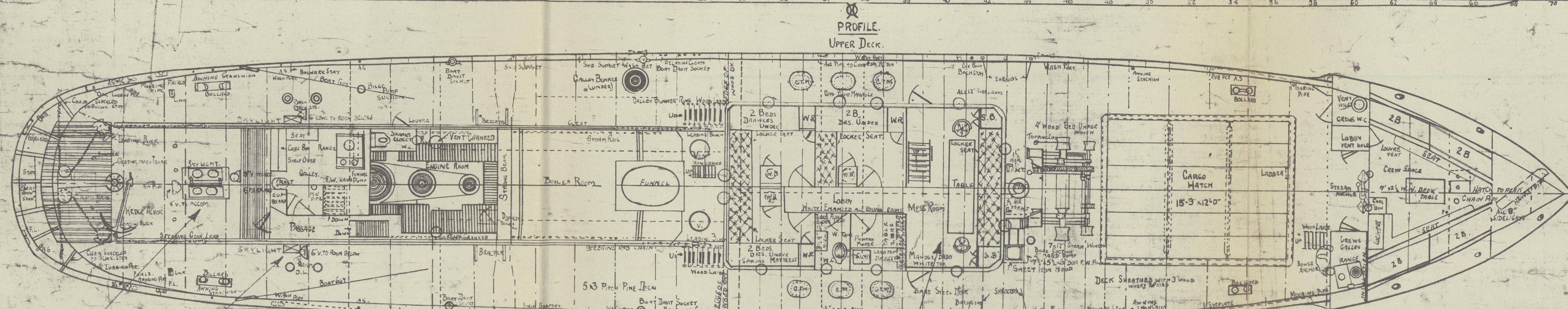
<u>MAIN HOLD</u>	- 192 TONS	GENERAL CARGO
<u>F.W. TANK</u>	- 110 TONS	

TO ACCOMPANY Port Said REPORT No. 4572
DATED 11/1/45

BUNKER CAPACITY (COAL) L FUEL BURNING ONLY
GALLEY - 8 1/2 TONS
LIQUID FUEL (GROSS BUNKER) 50 TONS

WATER BALLAST

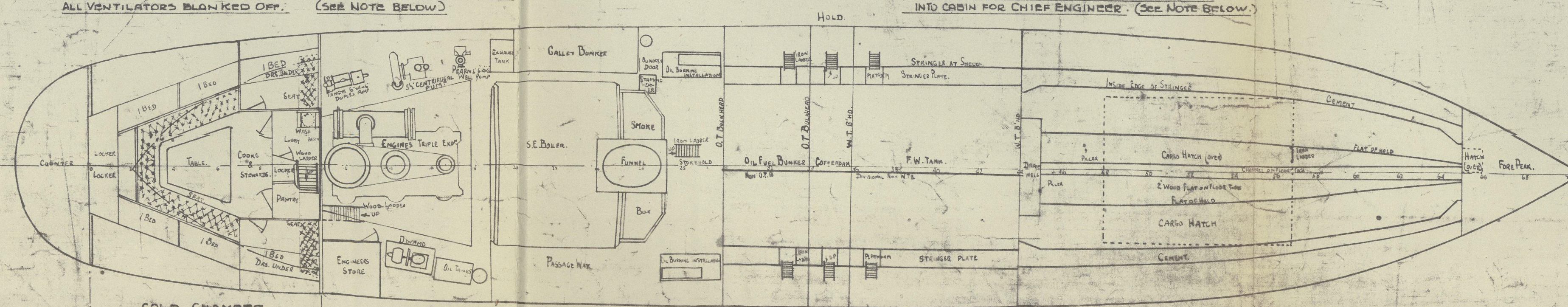
MIDSHIP CATERDAM - 29 TONS.



No. *DEADWEIGHT SCALE.*

SKYLIGHT REMOVED, APERTURE ENLARGED AND ACCESS HATCH FITTED.
SMALL SKYLIGHTS AT SIDES AND APERTURE FOR COMPANION BLANKED OFF.
ALL VENTILATORS BLANKED OFF. (SEE NOTE BELOW)

PART OF STARS^D SIDE OF SALOON CONVERTED
INTO CABIN FOR CHIEF ENGINEER. (SEE NOTE BELOW)




NOTE :-

THIS SPACE CONVERTED INTO A COLD CHAMBER, OCCUPANTS OF DISMANTLED ACCOMM. TRANSFERRED TO SPACE CABINS AMIDSHIPS, EXTRA CABIN FOR CHIEF ENGR. BUILT BY ANNEXING PART OF STARSIDE OF MIDSHIP SALOON.

(SEE LETTER FROM RESIDENT SUP^T - PORT TOWNA DATED 27TH JAN. 1948)

COPIED FROM REDUCED RADIO.



004019-004028-0019



© 2020

Lloyd's Register
Foundation