THE GREENOCK DOCKYARD CO. LTD
SHIPBUILDERS AND REPAIRERS
7/5/54.
GREENOCK

LLOYDS.

S.S. AYRSHIRE.

~~S.S. ARGYLLSHIRE~~

MIDSHIP SECTION (AS BUILT)

SCALE:- 3/8" = 1 FOOT

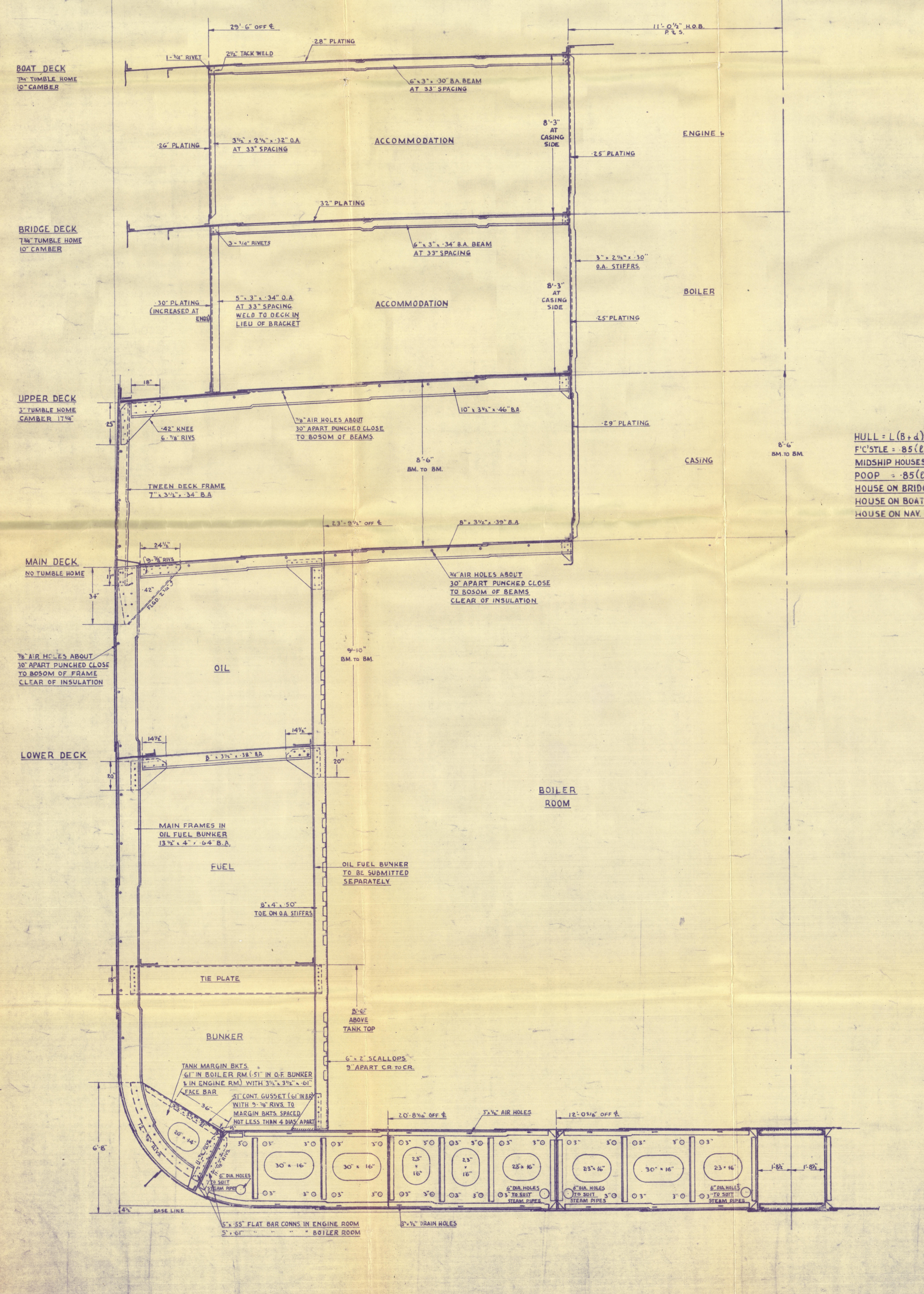

SECTION THRO' BOILER ROOM

-DIMENSIONS-

LENGTH B.P.	497'-0"
BREADTH MLD.	69'-0"
DEPTH TO UPPER DECK	41'-7"
" " MAIN "	33'-0¾"
" " LOWER "	23'-2¾"
SUMMER MLD. DRAFT	28'-3⅛"

CAMBER 17¼" IN 69'-0" AT ALL DECKS INCLUDING POOP & F'C'STLE BUT REDUCED TO 10" AS SHOWN AT BRIDGE DECK & ABOVE, IN WAY OF MIDSHIP HOUSES

SCANTLING NUMERALS

L = LENGTH B.P.	= 497·0'
B = BREADTH MLD.	= 69·0'
D = DEPTH TO UPPER DECK	= 41·583'
d = SUMMER MLD. DRAFT	= 28·26'
h = FRAMING DEPTH	= 19·0625'

TO LLOYDS CLASS ✠ 100 A1

EQUIPMENT NUMERALS (LETTER gt)

HULL = L(B + d) + ·85L(D - d)	= 497(69 + 28·26) + ·85 x 497(41·583 - 28·26)	= 53,967
F'C'STLE = ·85(ℓ x h)	= ·85(80·583 x 8·25)	= 565
MIDSHIP HOUSES ON UPPER DECK	= ·75(171·75 x 8·48)	= 1,092
POOP = ·85(ℓ x h)	= ·85(33·67 x 8)	= 225½
HOUSE ON BRIDGE DECK	= ·75(105·75 x 8·25)	= 655
HOUSE ON BOAT DECK	= ·75(33·55 x 8·5)	= 214
HOUSE ON NAV. BRIDGE	= ·75(13·125 x 7·5)	= 74
TOTAL NUMERAL		= 56,792½

EQUIPMENT

3 BOWER ANCHORS EACH 90¼ CWT. STOCKLESS.

22 x 15 FATHOMS 2 5/16" "TAYCO" STUD LINK CHAIN MADE FROM SPECIAL STEEL

130 FATHOMS 6" CIRCUMF. 6 x 24 FLEXIBLE STEEL WIRE ROPE TOWLINE.

5 x 110 FATHOMS 3¼" CIRCUMF. 6 x 12 FLEXIBLE STEEL WIRE MOORING ROPES.

RIVETING LIST

SEAM RIVETING

(EXCLUDING RIVS. IN FRS.)

KEEL - 6" LANDING - 2 ROWS 1" DIA. RIVETS - 7 PER 33" SPACE; 6 PER 30" & 27" SPACE
BOTTOM & SIDE SHELL 5¼" LANDINGS - 2 ROWS 7/8" DIA. RIVETS - 8 PER 33" SPACE
" " " " " - " " " " - 7 " 27" "
" " " " " - " " " " - 6 " 24" "
" " " " AT ENDS SIMILAR TO ABOVE BUT SPACING NOT TO EXCEED 4½ DIAS.
POOP & F'C'STLE SIDE SHELL 3" LANDINGS - 1 ROW 7/8" DIA RIVETS - 7 PER 27" SPACE; 6 PER 24" SPACE
UPPER DECK PLATING 6" " - 2 ROWS 7/8" " " - 8 " 33" "
MAIN " 2½" " - 1 ROW 3/4" " " - 9 " 33" "
LOWER " 2½" " - 1 " 3/4" " " - 9 " 33" "
POOP & F'C'STLE DECK PLATING 2½" " - 1 " 3/4" " " - 6 " 24" "
UPPER DECK STRINGER 6" LANDING - 2 ROWS 1" " " FOR ·4L ⊗

ANGLE RIVETING

UPPER DECK STRINGER BAR	- 1" DIA. RIVETS AT	5½" CRS.
" " BEAMS	- 7/8" " " "	5¼" CRS. (TO SUIT MULTIPLE)
MAIN & LOWER DECK BEAMS	- 3/4" " " "	5¼" CRS. (4½" AT CROWN OF O.F. BUNKER)
CR. GIRDER BOTTOM ANGLES TO KEEL	- 1" " " "	6½" CRS. REELED
" " " " " GIRDER	- 7/8" " " "	5¾" CRS. REELED
DUCT " " " KEEL	- 1" " " "	5" CRS. (3/16" CONT. WELD ALONG TOES)
" " " " GIRDER	- 7/8 " " "	4⅛" CRS. (3/16" " " " ")
CENTRE GIRDER VERTICALS - BOTH FLANGES	- 7/8" " " "	4⅛" CRS.
DUCT " " "	- 7/8" " " "	4⅛" CRS.
BOTTOM FRAMES TO SHELL & FLOORS	- 7/8" " " "	5⅛" CRS.
" " " " " IN FORWARD ·25L	- 7/8" RIVETS AT	4¾" CRS
W.T. BOUNDARIES TO SHELL & FLOORS	- 7/8" DIA. RIVETS AT	4⅛" CRS.
INTERCOSTAL GIRDERS - TOP & BOTTOM BARS - BOTH FLANGES	- 7/8" RIVETS	6 PER 33" FR. SPACE
" " VERTICALS	- 7/8" DIA. RIVETS AT	6⅛" CRS.
REVERSE FRAMES	- 7/8" " " "	6⅛" CRS. (5¼" CRS. AT ENGINE SEAT, THRUST SEAT & BOILER SEAT)
FRAMES TO SHELL AT 24" & 27" SPACING	- 7/8" " " "	6⅛" CRS. } PANTING AREA, PEAKS
" " " " 33" "	- 7/8" " " "	5¼" CRS. } & DEEP TANKS - 4⅞"
CONT. GIRDER TOP & BOTTOM BARS	- 7/8" " " "	4⅞" CRS.
FLOOR STIFFENERS	- 7/8" " " "	6⅛" CRS.
DUCT GIRDER TOP ANGLE - BOTH FLANGES	- 7/8" " " "	4⅛" CRS. (3/16" CONT. WELD ALONG TOES)

DOUBLE BOTTOM

(OWNERS EXTRAS ADDED TO LLOYDS APPROVED SCANTLINGS ON LEFT)

CENTRE GIRDER 50" x ·56" FOR ·4L ⊗ TO ·48" FOR ·1L FROM ENDS - ·64" IN BOILER ROOM
" " TOP BARS - DOUBLE 3½" x 3½" x ·50" FOR ·4L ⊗ TO ·46" FOR ·1L FROM ENDS - ·60" IN BOILER ROOM.
" " BOTTOM BARS - DOUBLE 5" x 5" x ·56" " ·4L ⊗ " ·52" " ·1L " " - ·66" " "
" " VERTICALS - SINGLE 3½" x 3½" x ·45"
" " " " 6" x 6" x ·45" UNDER ENGINE & THRUST SEATS - ·55" IN BOILER RM. - DOUBLE UNDER BOILER BEARERS
DUCT GIRDERS ·54" FOR ·4L ⊗ TO ·52" FOR ·1L FROM FORE END
" " - TOP BARS - SINGLE 3½" x 3½" x ·50"
" " - BOTTOM " 4" x 4" x ·66"
" " VERTICALS - " 3½" x 3½" x ·45" — + ·04" (Nº 3 D.B. TANK ONLY) = ·49"
PLATE FLOORS ·45" IN HOLDS & ENGINE ROOM - ·55" IN BOILER ROOM. — + ·04 (Nº 3 & 4 D.B. TANKS ONLY) = ·49"
FLOOR FRAMES - SINGLE 3½" x 3½" x ·45" IN HOLDS & ENGINE ROOM - ·55 IN BOILER ROOM
" " - " 6" x 6" x ·45" BETWEEN ·05L AND ·25L FROM FORE END
FLOOR REV. FRS. - " 3½" x 3½" x ·45" IN HOLDS 3½" x 3½" x ·55" IN BOILER ROOM — + ·04 (Nº 3 & 4 D.B. TANKS ONLY) = ·49"
" " " - " 6" x 6" x ·45" IN ENGINE ROOM. 6" x 6" x ·55" UNDER BOILER BEARERS
FLOOR STIFFENERS - 3½" x 3½" x ·45" IN HOLDS & ENGINE ROOM - ·55" IN BOILER ROOM
W.T. FLOORS - ·53" IN HOLDS & ENGINE ROOM - ·55" IN BOILER ROOM — + ·06" = ·59"
W.T. FLOOR FRAMES - 3½" x 3½" x ·53" — + ·06" = ·59"
" " REV. FRS. - 3½" x 3½" x ·53" - 6" x 6" x ·53" IN ENGINE ROOM — + ·04" = ·34"
" " STIFFENERS - 6" x 3½" x ·30" B.A. SPACED 30" APART - ·40" IN BOILER ROOM
SIDE GIRDERS - ·40" IN HOLDS - ·44" IN ENGINE ROOM - ·54" IN BOILER ROOM - ·48" WHERE W.T.
" " - TOP BARS - 3½" x 3½" x ·45" IN HOLDS & ENGINE ROOM - ·55" IN BOILER ROOM - ·48" WHERE W.T.
" " - BOTTOM BARS - 3½" x 3½" x ·45" " " " " - ·55" " " " - ·48" " "
MARGIN PLATE 41" x ·57" IN HOLDS - ·64" IN BOILER ROOM.
" " SHELL ANGLE - SINGLE 3½" x 3½" x ·56" IN HOLDS & ENGINE ROOM
" " " " 3½" x 3½" x ·66" - BOILER ROOM - ·56" IN OIL FUEL BUNKER
" " CONN. - SINGLE - 3½" x 3½" x ·49" - ·61" IN BOILER ROOM
TANK SIDE BKTS. IN HOLDS - ·49" — + ·02" = ·51"

ROLLED STEEL STEM BAR 11" x 3"

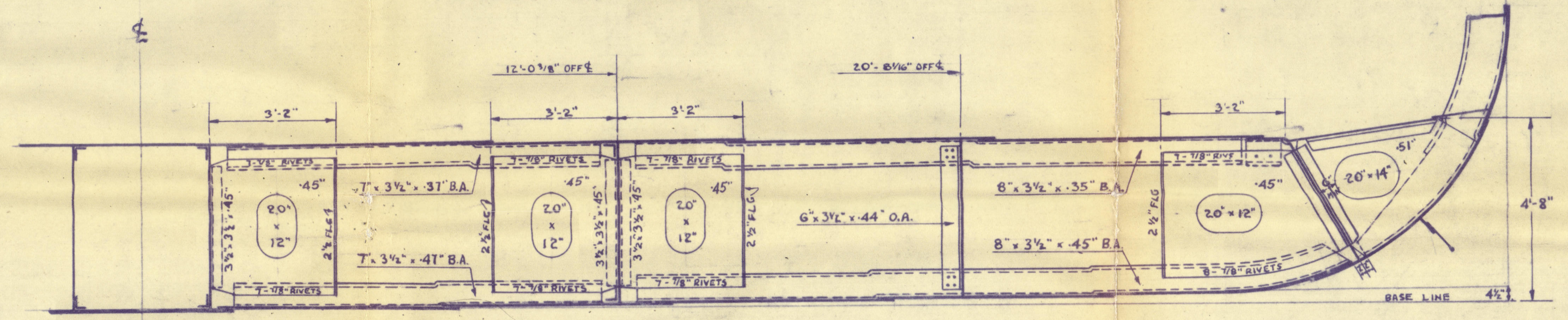

TYPICAL BRACKET FLOOR

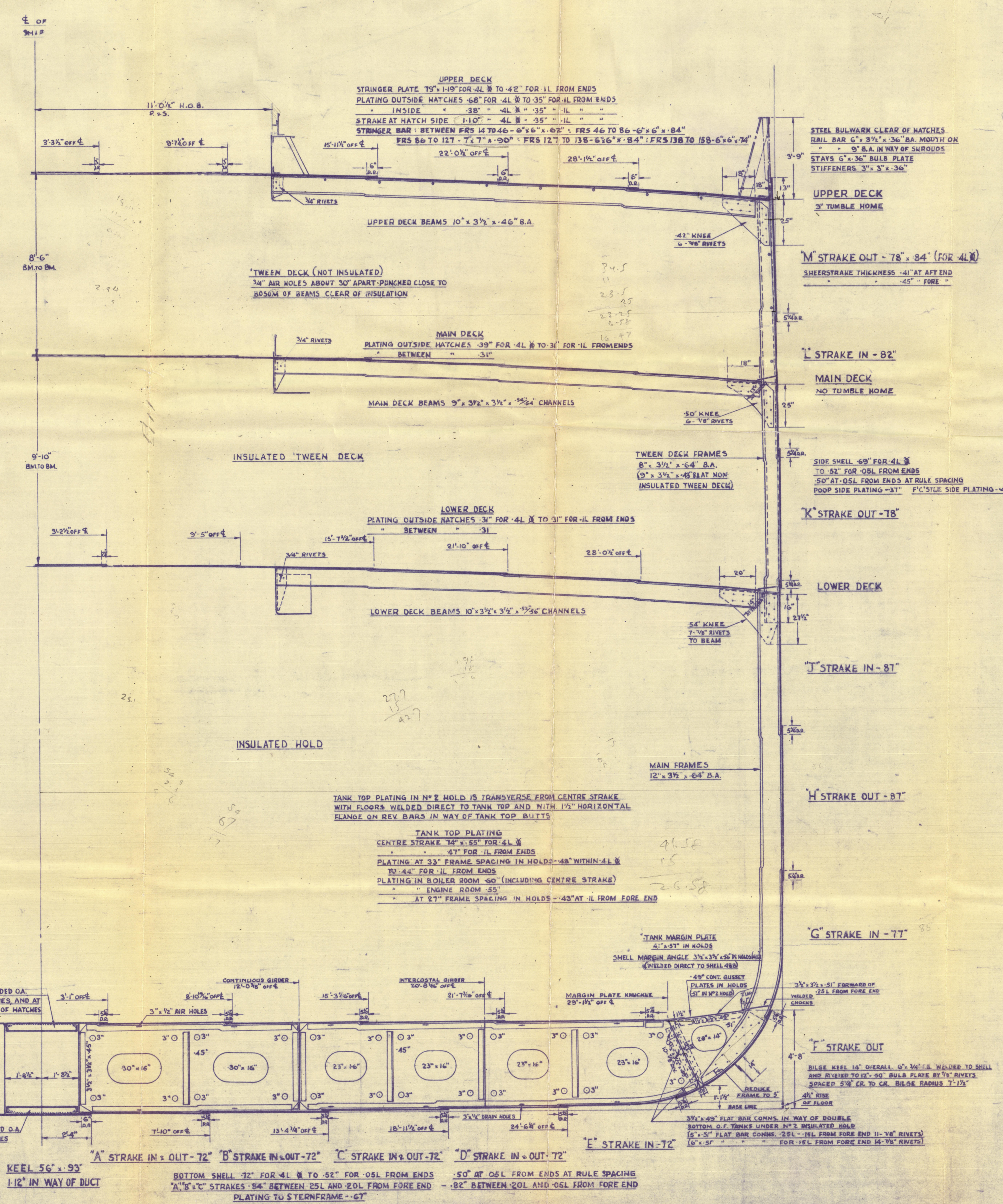

SECTION THRO' Nº 3 HOLD

BUILT BY
THE GREENOCK DOCKYARD CO. LTD
YARD Nº 486
1956

© 2021 Lloyd's Register Foundation
004263-004274-0190

THE GREENOCK DOCKYARD CO. LTD.
SHIPBUILDERS
AND REPAIRERS
7/5/37.
GREENOCK

LLOYDS.

"AYRSHIRE"

MIDSHIP SECTIONS

© 2021
Lloyd's Register
Foundation

004263-004274-0190

GREENOCK DOCKYARD Co LTD

YARD No 488.

MIDSHIP SECTION. (AS BUILT)

Ayrshire "AYRSHIRE"

RECORDS DEPT.
LONDON.

3

GREENOCK 1ST ENTRY REPT No. 25915

© 2021
Lloyd's Register
Foundation