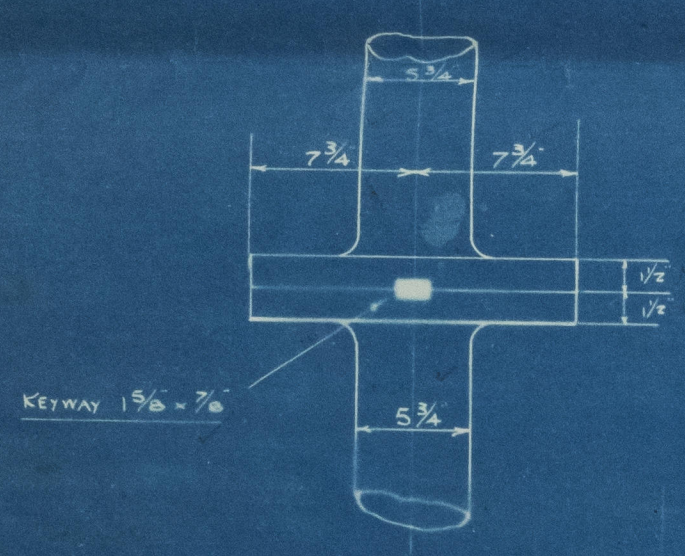
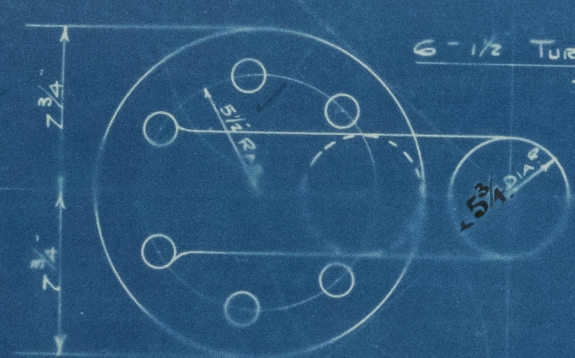


Approved B.C.
27.11.17
Approved LLOYDS

London
7/12/17



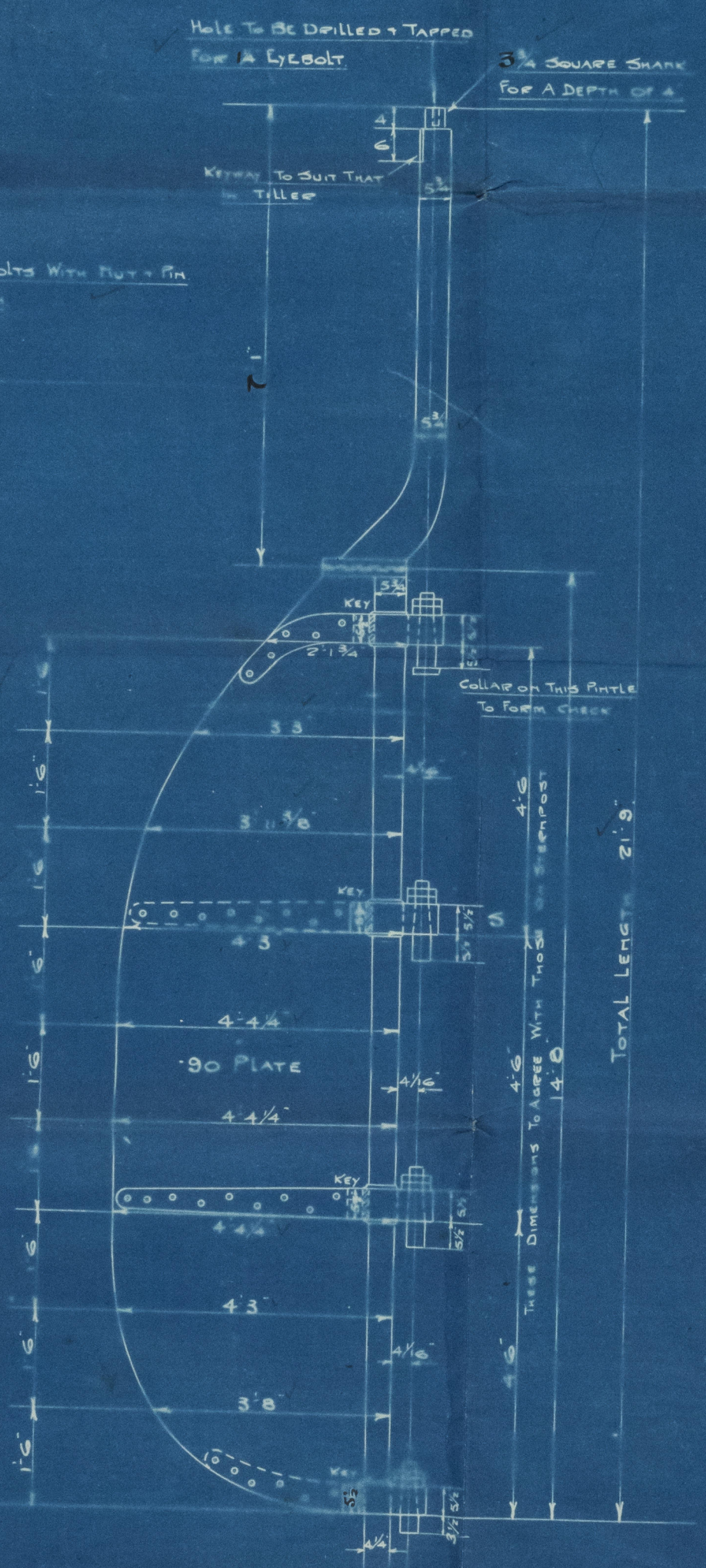
ELEVATION OF COUPLING



PLAN OF COUPLING
1/2 SCALE

AREA 53.338 Sq. ft.
DISTANCE OF CG. AFT. OF LINE OF PIVOTS 2.298
A x D 122.57
SPEED UNDER 10 KNOTS

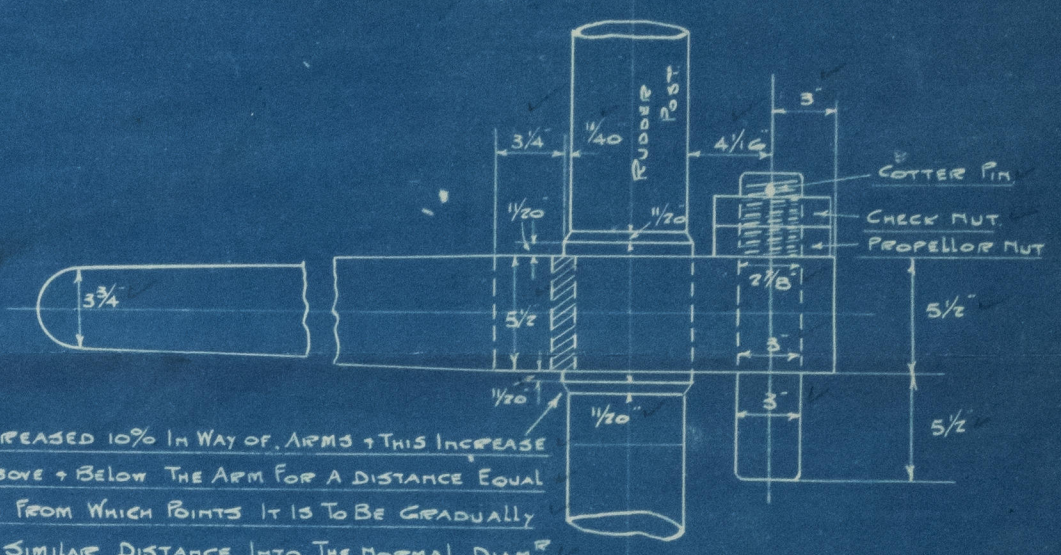
N.B. WRITTEN DIMENSIONS ONLY TO BE WORKED TO



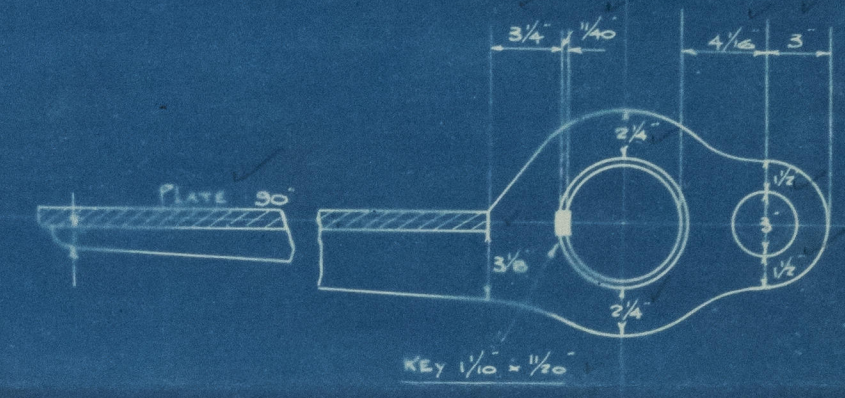
STANDARD COASTER TYPE C.4 SINGLE PLATE RUDDER

MESSRS W. HARKES & CO LTD
SHIPBUILDERS & REPAIRERS
EAST SLIPWAY
MIDDLESBROUGH

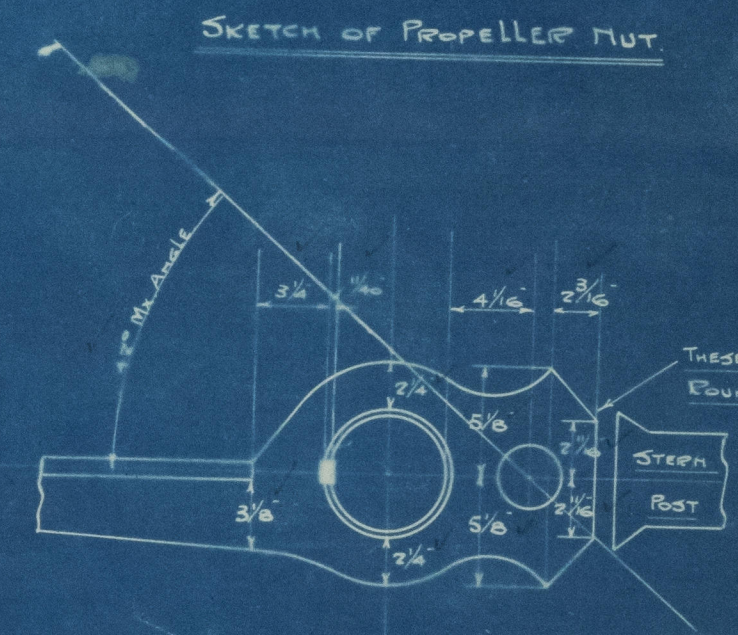
1 3/8 HOLES SPACED 5 1/2 CR. TO CR.
TO BE FORGED, MACHINED + DRILLED IN THE USUAL MANNER TO PASS LLOYDS SURVEY.
NOT TO BE PAINTED BUT MAY RECEIVE A COAT OF OIL.
SCALE 1/2" = 1 FOOT



ELEVATION OF ARMS



PLAN OF ARMS
1/2 SCALE



SKETCH OF PROPELLER NUT

STOPPER ON RUDDER ARM MARKED 3
1/2 SCALE
N.B. CARE TO BE TAKEN TO FILE STOPPER TO DIMENSIONS GIVEN TO AVOID CHIPPING

Signed
669
7.12.17



Checked with original
15.12.18
11/2/18
23/1/18

005174-005207-0244

STANDARD COASTER.

TYPE. C4

SINGLE PLATE RUDDER

MESS^{rs} Camper & Nicholson's L^d

SOUTHAMPTON

YARD N^o 281

~ / ~ "HOL-DEAVINE"
X

Sou Rpt 10450

COPY of Appraised Plans

S/S "Afon-Gwili"

Sou 10450.



© 2020



Lloyd's Register
Foundation