

MIDSHIP SECTION.

9.9. SHELL MEX 1.4.

SCALE $\frac{3}{4}$ - 1 FOOT.

NUMERALS.


L x (B+D) - 540273 1st N° LONGITUDAL.
(B+D) = 39 2nd N° TRANSVERSE.

EQUIPMENT.

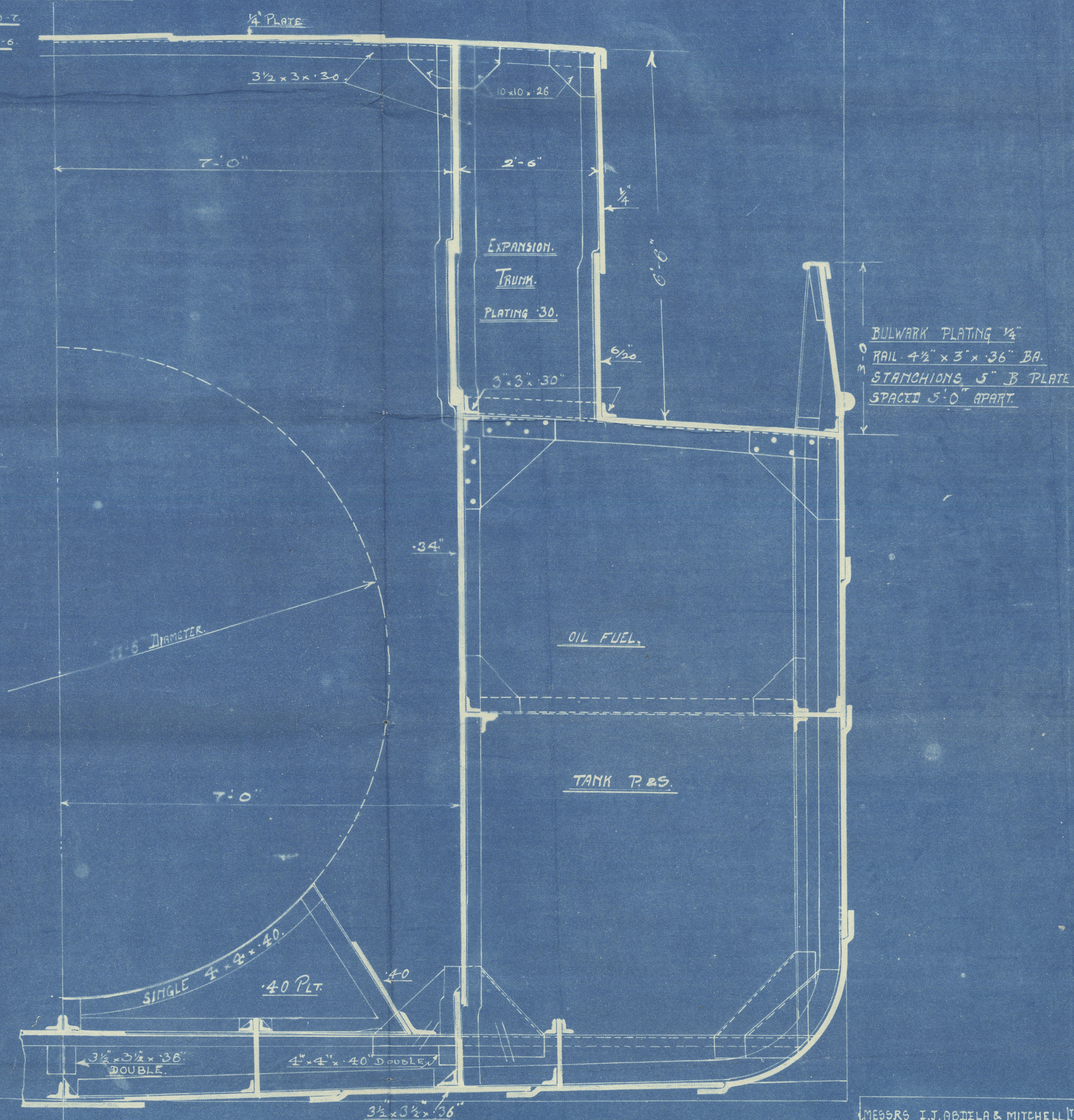
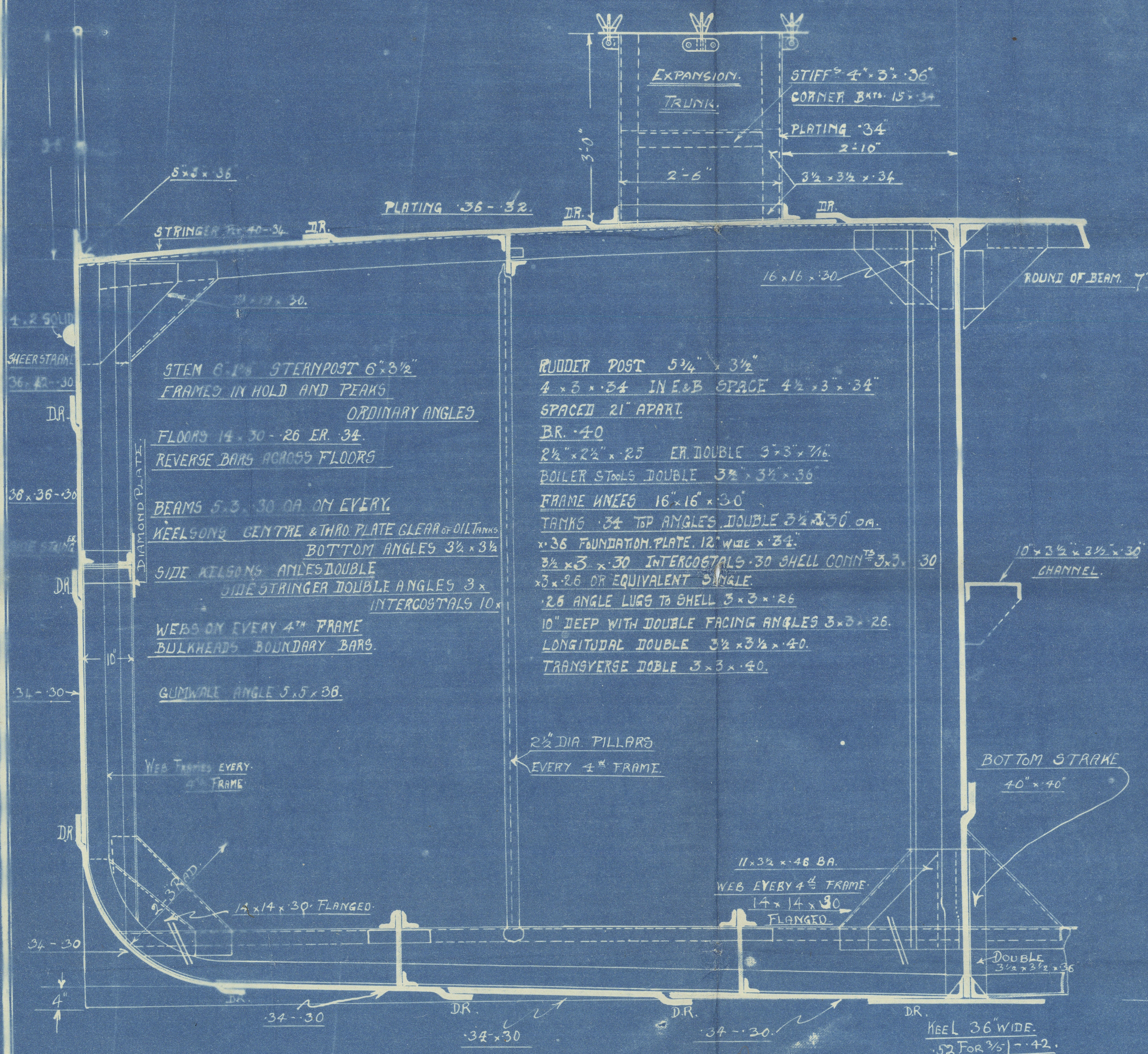
1 BOWER ANCHOR 9 CWT STOCKLESS
1 " " 9 " STOCK "
1 STREAM " 3
165 FATHOMS 1" STUD CABLE (CHAIN).
45 " $\frac{1}{16}$ " CHAIN
75 " $7\frac{1}{2}$ " HAWSEER
90 " $5\frac{1}{2}$ "
2 13 " HEAVING LINE.
1 KEDGE ANCHOR $1\frac{1}{4}$ " CWT EX STOCK.

DIMENSIONS

LENGTH B.P. = 140-7.
BREADTH MLD. = 27-6.
DEPTH MLD. = 11-6.
T-G LASS HODS 10001.



DETAIL OF GIRDER
ON UNDERSIDE OF DECK



MESSRS I.J. ABDELA & MITCHELL LTD
LEE SHIPBUILDING WORKS.
QUEENSFERRY, 020
CHESTER.


MIDSHIP SECTION

ABDELA + MITCHELL'S

S. S. 462.

S. S. SHELL MEX 4

LIV. RPT. N^o 83142



© 2020

Lloyd's Register
Foundation

005403-005411-0023