

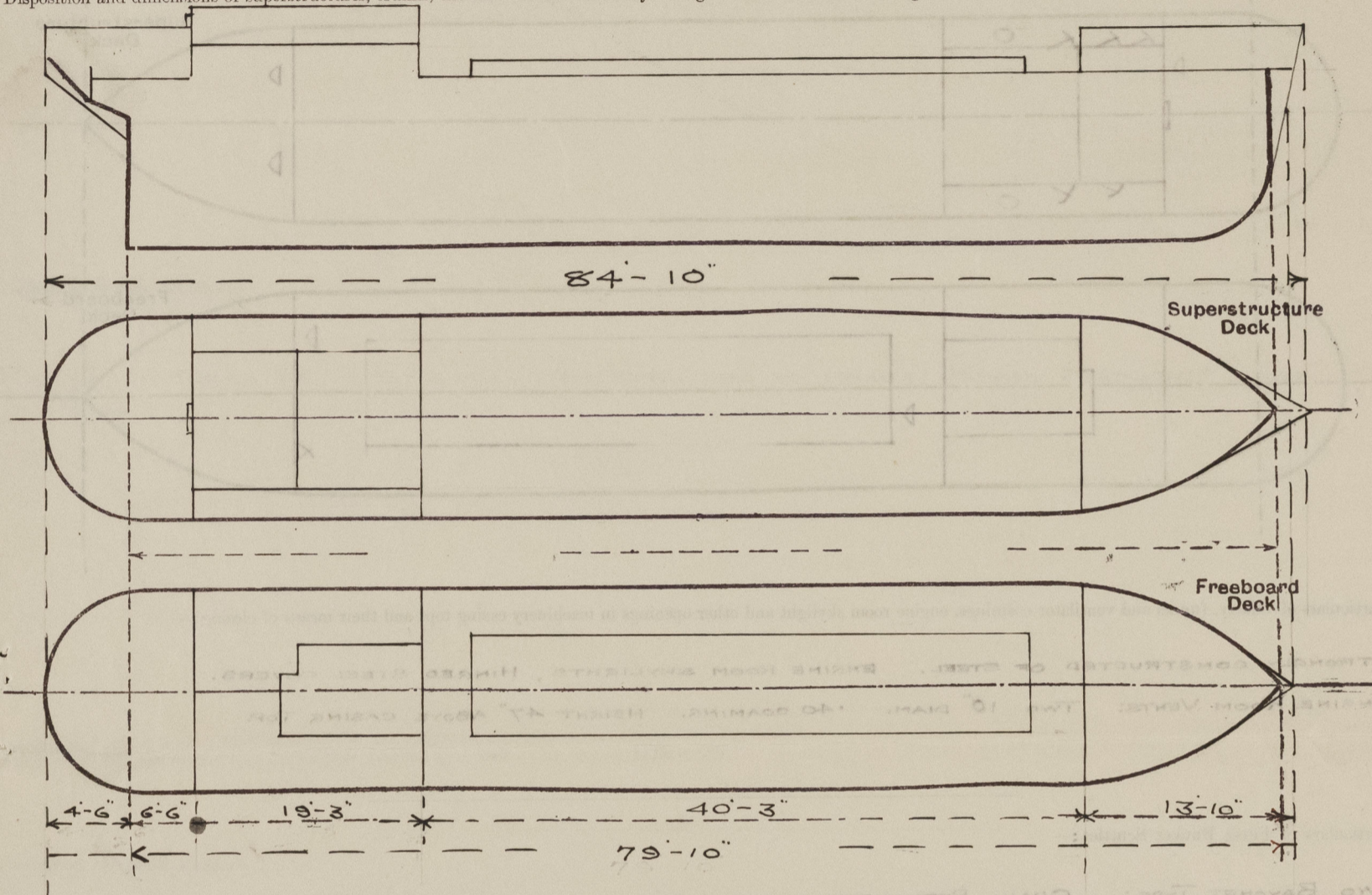
# Lloyd's Register of Shipping.

## SURVEYS FOR FREEBOARD.

(CONDITIONS OF ASSIGNMENT.)

Ship's Name	VIC 78	Port of Survey	IPSWICH
Official Number	# 180761	Surveyor's Signature	W. J. SELL
Nationality and Port of Registry	BRITISH	Dates of Survey	26-9-44 11-10-44

Disposition and dimensions of superstructures, trunks, deckhouses and machinery casings to be inserted in the diagrams and tabular statement : --

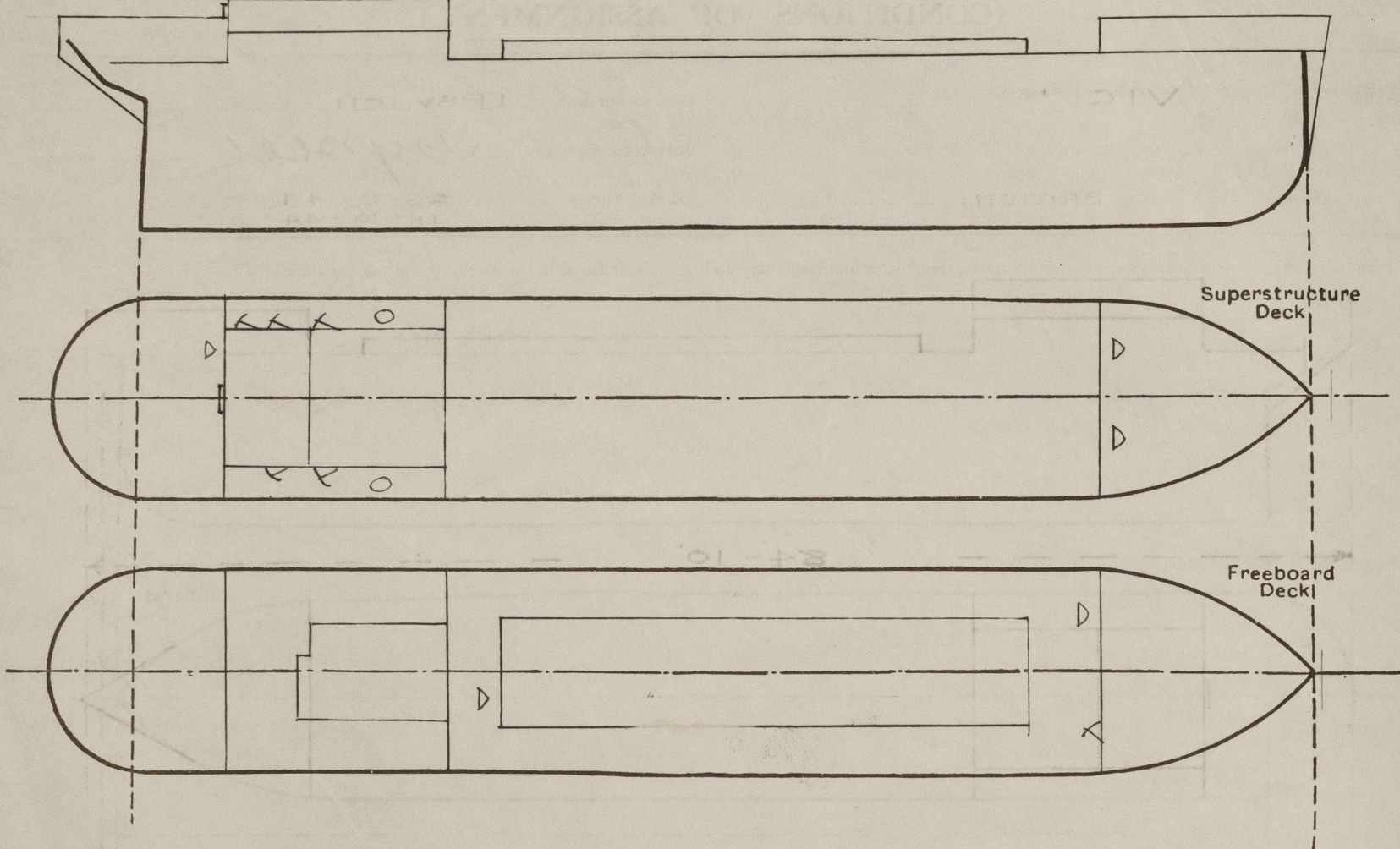


Particulars of Superstructures, Trunks, Casings, Deckhouses.								
	Coaming	Plating	Stiffeners	Spacing	End Attachments of Stiffeners	Size of Openings	Height of Sills	Height of Casings
Poop Bulkhead ... ..	✓	26"	2½ × 2½ × ¼	30"	NONE.	✓	✓	6'-0"
Raised Quarter Deck Bulkhead ...	26"	✓	4½ × 2½ × 30	28½ - 30"	BKTS. TOP.	✓	✓	3'-0"
Bridge, After Bulkhead ... ..	✓							
Bridge, Forward Bulkhead ... ..	✓							
Forecastle Bulkhead ... ..	20"	20"	2½ × 2½ × ¼	25½"	✓	51" × 21"	21"	7'-0"
Trunk, Aft ... ..	✓							
Trunk, Forward ... ..	✓							
Exposed Machinery Casings on Freeboard or Raised Quarter Decks ...	✓	20"	2½ × 2½ × ¼	30"	BKTS. TOP.	58" × 21"	18"	6'-9"
Exposed Machinery Casings on Superstructure Decks ... ..	✓							
Machinery Casings within Superstructures not fitted with Class I Closing Appliances ... ..	✓							
Deckhouses on Flush Deck Ships ...	✓							

Particulars of Closing Appliances (state if capable of being manipulated from both sides).					
Poop Bulkhead	...	...	✓	no openings	
Raised Quarter Deck Bulkhead	...		✓	no openings	
Bridge, After Bulkhead	...	...	✓		
Bridge, Forward Bulkhead	...	...	✓		
Forecastle Bulkhead	...	...		STEEL HINGED DOOR, OPERATED BOTH SIDES.	
Exposed Machinery Casings on Freeboard or Raised Quarter Decks	..		Do	Do	Do
Exposed Machinery Casings on Superstructure Decks	...	...	✓		
Machinery Casings within Superstructures not fitted with Class I Closing Appliances	...	...	✓		
Deckhouses on Flush Deck Ships	...		✓		

# PARTICULARS OF PROTECTION TO OPENINGS, ETC.

The following diagrams should be used to indicate the positions of cargo and coaling hatchways, gangway, cargo and coaling ports, ventilators, companionways, etc., which would affect the seaworthiness of the ship:—



Particulars of fiddle, funnel and ventilator coamings, engine room skylight and other openings in machinery casing tops and their means of closing:—

STRONGLY CONSTRUCTED OF STEEL. ENGINE ROOM SKYLIGHTS, HINGED STEEL COVERS.  
ENGINE ROOM VENTS: TWO 10" DIAM. 40" COAMING. HEIGHT 47" ABOVE CASING TOP.

Particulars of Flush Bunker Scuttles:—

TWO BAYONET TYPE: CHAIN PERMANENTLY ATTACHED.

Particulars of Companionways:—

Particulars of Ventilators in exposed positions on freeboard and superstructure decks:—

Location	Quantity	Diameter	Coaming	Height	Covering
FORECASTLE	TWO	8" DIAM.	30" COAMING	40" HIGH	WOOD PLUGS & CANVAS COVERS FITTED.
HOLD	TWO	10"	32"	105" / 40"	Do. Do.
R.Q.D.	ONE	6"	30"	34"	Do. Do.
POOP	ONE	8"	30"	30"	Do. Do.
POOP	THREE	6"	MUSHROOM SCREW DOWN TYPE.		

Particulars of Air Pipes in exposed positions on freeboard, raised quarter, or superstructure decks:—

FORE PEAK 2" DIAM. 24" HIGH. WOOD PLUG AND CANVAS COVER FITTED.

Particulars of Gangway Cargo and Coaling Ports:—

Particulars of Scuppers and Sanitary Discharge Pipes:—

SANITARY DISCHARGE, STRONGLY CONSTRUCTED, BRONZE NON RETURN STORM VALVE  
FITTED TO SHIPS SIDE.

Particulars of Side Scuttles:—

POOP & FORECASTLE. STRONGLY CONSTRUCTED OF BRASS. HINGED DEADLIGHTS FITTED.

Vertical distance of Sill of lowest Side Scuttle above top of keel 13'-3"

Particulars of Guard Rails:—

POOP & FORECASTLE. TWO RAILS 36" HIGH. STANCHIONS SPACED 3'-6" APART.

Particulars of Gangways, Lifelines, etc.:—

LIFELINE STRETCHED BETWEEN FORECASTLE & R.Q.D.

## Particulars of Freeing Arrangements.

	Length of Bulwark	Height of Bulwark	Size of Freeing Ports	Number each side	Area each side	Rule area each side
After Well ... R.Q.D.	19'-3"	36"	60" x 9" 	2	7.2 $\frac{1}{2}$	9 $\frac{1}{2}$
Forward Well ...	40'-3"	36"	60" x 9" 	4	14.5 $\frac{1}{2}$	15.78 $\frac{1}{2}$ *


State position of each freeing port ... { After Well:— 3'-13" HEIGHT ABOVE DECK EDGE 4".  
(F. and A. position and height above deck edge) { Forward Well:— 13'-21'-28'-37.  
State whether the freeing ports are fitted with shutters, bars, or rails, and give particulars of such:— OPEN  
Additional area where sheer is less than standard.



© 2020  
Lloyd's Register  
Foundation

005756-005778-0281 2/2

# PARTICULARS OF PROTECTION TO OPENINGS, ETC.

HATCHWAYS ON FREEBOARD AND SUPERSTRUCTURE DECKS.											
Description of Hatchway ... ..			Nº 1								
Dimensions of Hatchway ... ..			31'6" x 13'6"								
COAMINGS	{	Height above Deck ...	27"								
		Thickness { Sides ...	3/16"								
		{ Ends ...	3/16"								
		Stiffeners ...	✓	<i>Hatch coamings recessed.</i>							
		Brackets, Stays ...	30	<i>- not more than 10' apart.</i>							
HATCH BEAMS	{	Number ... ..	7								
		Spacing ... ..	4'-0"								
		Scantling and Sketch ...									
		 8x5x28 LBS.									
		Bearing Surface ...	2 1/2"								
FORE AND AFTERS	{	Number ... ..									
		Spacing ... ..									
		Unsupported Lengths ...									
		Scantling* and Sketch ...	✓								
		Bearing Surface ...									
HATCH COVERS	{	Material ... ..	W.P.								
		Thickness ... ..	2 1/2"								
		How fitted ... ..	F&A.								
		Bearing Surface ...	2 1/2"								
Spacing of Cleats ... ..			24"								
Number of Tarpaulins ... ..			Two								
<p>*Are wood fore and afters steel shod at all bearing surfaces? <b>YES</b></p> <p>Are battens and wedges efficient and in good condition? <b>YES</b></p> <p>Are tarpaulins in good condition and in accordance with rule requirements? <b>YES</b></p> <p>Are lashings provided in accordance with rule requirements? <b>YES</b> <i>Special lashings provided.</i></p>											

Particulars of any special features:—

Endorsement at first survey and at surveys for renewal of Certificate:—

The fittings and appliances are in accordance with the particulars shown on this form (or as now modified) and are in good condition.



© 2020

Lloyd's Register Foundation