

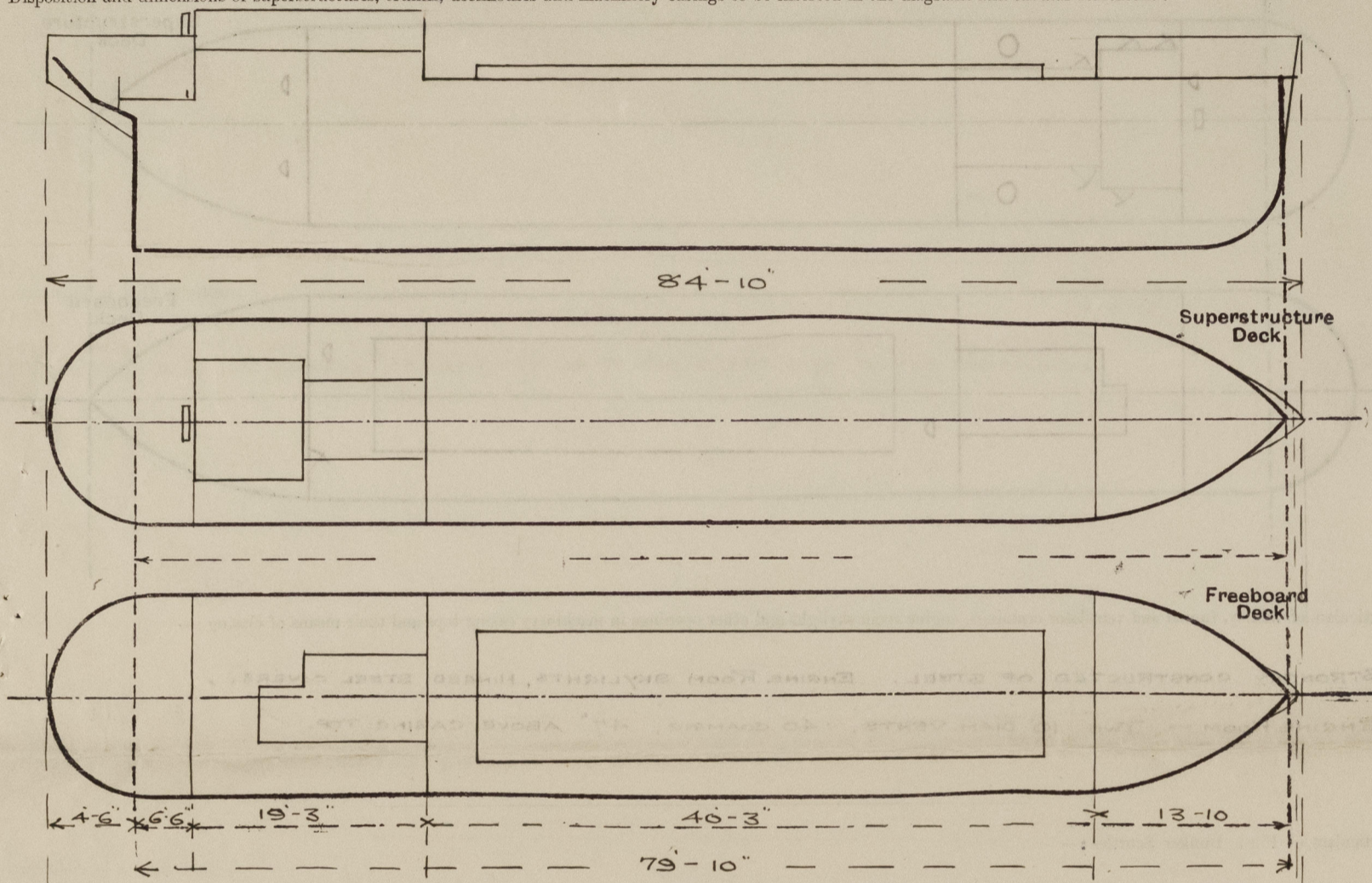
Lloyd's Register of Shipping.

SURVEYS FOR FREEBOARD.

(CONDITIONS OF ASSIGNMENT.)

Ship's Name *"VIC 101"* Port of Survey *IPSWICH*
 Official Number *166698* Surveyor's Signature *Byrd*
 Nationality and Port of Registry *BRITISH. LOWESTOFT.* Date of Survey *6-3-45*

Disposition and dimensions of superstructures, trunks, deckhouses and machinery casings to be inserted in the diagrams and tabular statement:—



Particulars of Superstructures, Trunks, Casings, Deckhouses.

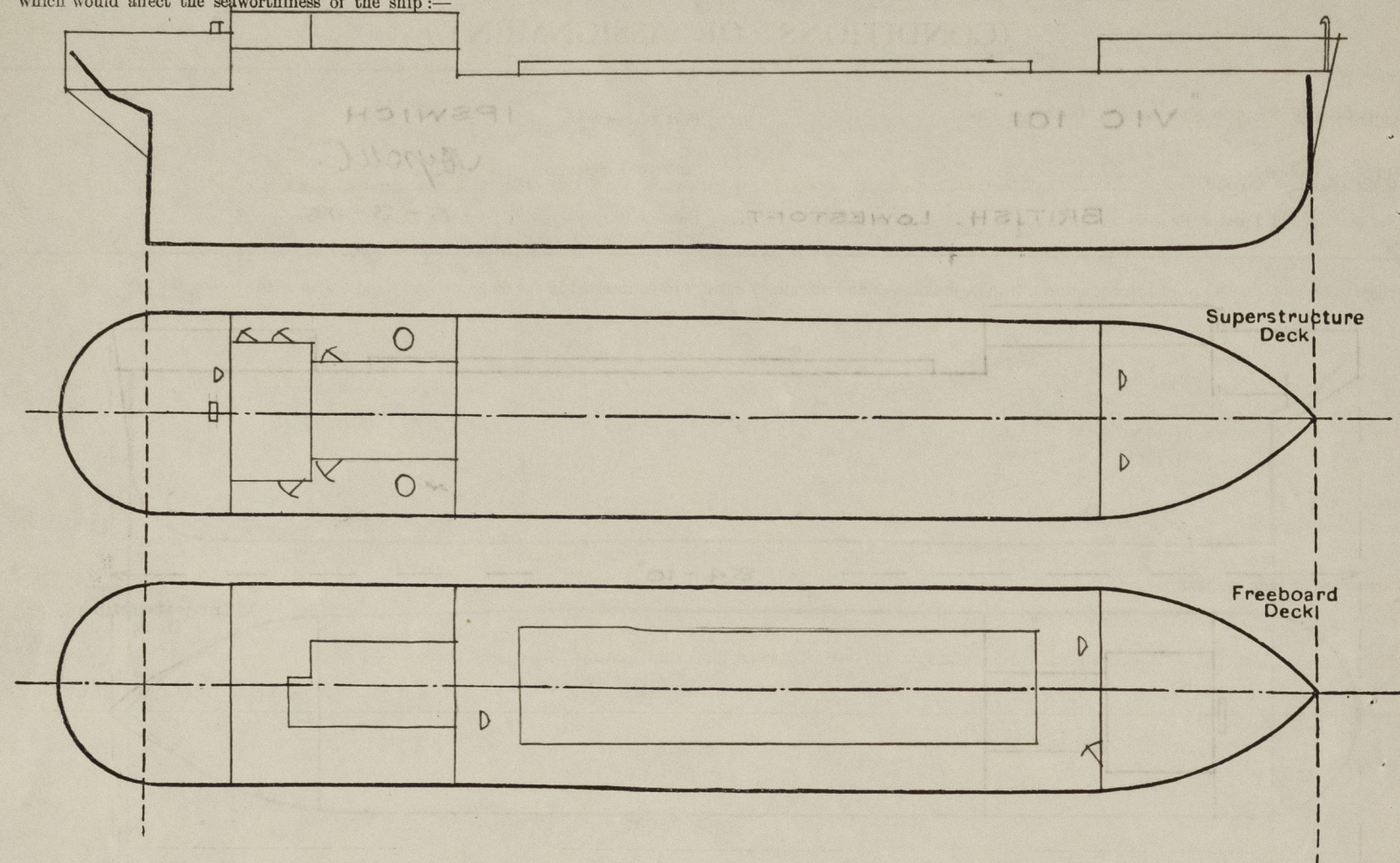
	Coaming	Plating	Stiffeners	Spacing	End Attachments of Stiffeners	Size of Openings	Height of Sills	Height of Casings	
Poop Bulkhead	✓	.26"	2½" x 2½" x ¼"	30"	NONE	✓	✓	3'-0"	✓
Raised Quarter Deck Bulkhead26"	✓	4½" x 2½" x 30"	28½" - 30"	BKTS. TOP	✓	✓	3'-0"	✓
Bridge, After Bulkhead	✓								
Bridge, Forward Bulkhead	✓								
Forecastle Bulkhead20"	.20"	2½" x 2½" x ¼"	25½"	✓	51" x 21"	21"	7'-0"	✓
Trunk, Aft	✓								
Trunk, Forward	✓								
Exposed Machinery Casings on Freeboard or Raised Quarter Decks ...	✓	.20"	2½" x 2½" x ¼"	30"	BKTS. TOP	58" x 21"	18"	6'-9"	✓
Exposed Machinery Casings on Superstructure Decks	✓								
Machinery Casings within Superstructures not fitted with Class I Closing Appliances	✓								
Deckhouses on Flush Deck Ships ...	✓								

Particulars of Closing Appliances (state if capable of being manipulated from both sides).

Poop Bulkhead	NONE <i>no openings</i>
Raised Quarter Deck Bulkhead ...	NONE <i>no openings</i>
Bridge, After Bulkhead	✓
Bridge, Forward Bulkhead	✓
Forecastle Bulkhead	STEEL HINGED DOOR, OPERATED FROM BOTH SIDES, ✓
Exposed Machinery Casings on Freeboard or Raised Quarter Decks ..	FOUR STEEL & ONE WOOD HINGED DOORS, OPERATED FROM BOTH SIDES. ✓
Exposed Machinery Casings on Superstructure Decks	✓
Machinery Casings within Superstructures not fitted with Class I Closing Appliances	✓
Deckhouses on Flush Deck Ships ...	✓

PARTICULARS OF PROTECTION TO OPENINGS, ETC.

The following diagrams should be used to indicate the positions of cargo and coaling hatchways, gangway, cargo and coaling ports, ventilators, companionways, etc., which would affect the seaworthiness of the ship:—



Particulars of fiddle, funnel and ventilator coamings, engine room skylight and other openings in machinery casing tops and their means of closing:—

STRONGLY CONSTRUCTED OF STEEL. ENGINE ROOM SKYLIGHTS, HINGED STEEL COVERS.

ENGINE ROOM — TWO 10" DIAM. VENTS, 40 COAMING, 47" ABOVE CASING TOP.

Particulars of Flush Bunker Scuttles:—

TWO BAYONET TYPE, CHAIN PERMANENTLY ATTACHED.

Particulars of Companionways:—

Particulars of Ventilators in exposed positions on freeboard and superstructure decks:—

FORECASTLE	2	8" DIAM.	30" COAMING,	40" HIGH.	WOOD PLUGS & CANVAS COVERS FITTED.	STAYED.
HOLD	2	10"	32"	109 1/2"	Do	STAYED.
R.Q.D.	1	6"	30"	34"	Do	
POOP.	1	8"	30"	21"	Do	
POOP.	3	6"	MUSHROOM VENTS.			

Particulars of Air Pipes in exposed positions on freeboard, raised quarter, or superstructure decks:—

FORE PEAK — 2" DIAM. 24" HIGH. WOOD PLUG & CANVAS COVER FITTED.

Particulars of Gangway Cargo and Coaling Ports:—

NONE.

Particulars of Scuppers and Sanitary Discharge Pipes:—

STRONGLY CONSTRUCTED OF BRONZE — NON RETURN STORM VALVES FITTED TO SHIPS SIDE.

Particulars of Side Scuttles:—

FORECASTLE — STRONGLY CONSTRUCTED OF BRASS FITTED WITH HINGED DEADLIGHTS.

Vertical distance of Sill of lowest Side Scuttle above top of keel 13-3"

Particulars of Guard Rails:—

POOP. TWO RAILS 36" HIGH. 3-6" APART
FORECASTLE Do


Particulars of Gangways, Lifelines, etc.:—

LIFELINES STRETCHED BETWEEN R.Q.D. & FORECASTLE.

Particulars of Freeing Arrangements.						
	Length of Bulwark	Height of Bulwark	Size of Freeing Ports	Number each side	Area each side	Rule area each side
After Well ...	40-3"	36"	5-0" x 9"	4	15.4	15.78
R.Q.D. Forward Well ...	19-3"	36"	5-0" x 9"	2	7.7	7.6
State position of each freeing port ... { After Well:— 13' - 21' - 29' - 37' HEIGHT ABOVE DECK EDGE 3 1/4'. (F. and A. position and height above deck edge) { Forward Well:—R.Q.D. 3' - 13'						
State whether the freeing ports are fitted with shutters, bars, or rails, and give particulars of such:— OPEN.						
Additional area where sheer is less than standard.						

Vic 101.


PARTICULARS OF PROTECTION TO OPENINGS, ETC.

HATCHWAYS ON FREEBOARD AND SUPERSTRUCTURE DECKS.											
Description of Hatchway			No.1.								
Dimensions of Hatchway			31'-6" x 13'-6"								
COAMINGS	{	Height above Deck ...	27'								
		Thickness { Sides ...	3/16"								
		{ Ends ...	3/16"								
		Stiffeners ...	✓								
Brackets, Stays ...			SPACED NOT MORE THAN 10'-0" APART. ✓								
HATCH BEAMS	{	Number	7								
		Spacing	4'-0"								
		Scantling and Sketch ...	 8" x 5" x 28 LBS. ✓								
		Bearing Surface ...	3" ✓								
FORE AND AFTERS	{	Number									
		Spacing									
		Unsupported Lengths ...									
		Scantling* and Sketch ...	✓								
Bearing Surface ...											
HATCH COVERS	{	Material	W.P. ✓								
		Thickness	2 1/2" ✓								
		How fitted (method) ...	F & A. ✓								
		Bearing Surface ...	2 1/2" ✓								
Spacing of Cleats			24" ✓								
Number of Tarpaulins			Two ✓								
<p>*Are wood fore and afters steel shod at all bearing surfaces? ✓</p> <p>Are battens and wedges efficient and in good condition? YES</p> <p>Are tarpaulins in good condition and in accordance with rule requirements? YES.</p> <p>Are lashings provided in accordance with rule requirements? YES.</p> <p><i>Special Lashings provided: 2 steel wires with stretching screws to each set of hatch covers.</i></p>											

Particulars of any special features:—

Endorsement at first survey and at surveys for renewal of Certificate:—

The fittings and appliances are in accordance with the particulars shown on this form (or as now modified) and are in good condition.



© 2021

Lloyd's Register Foundation