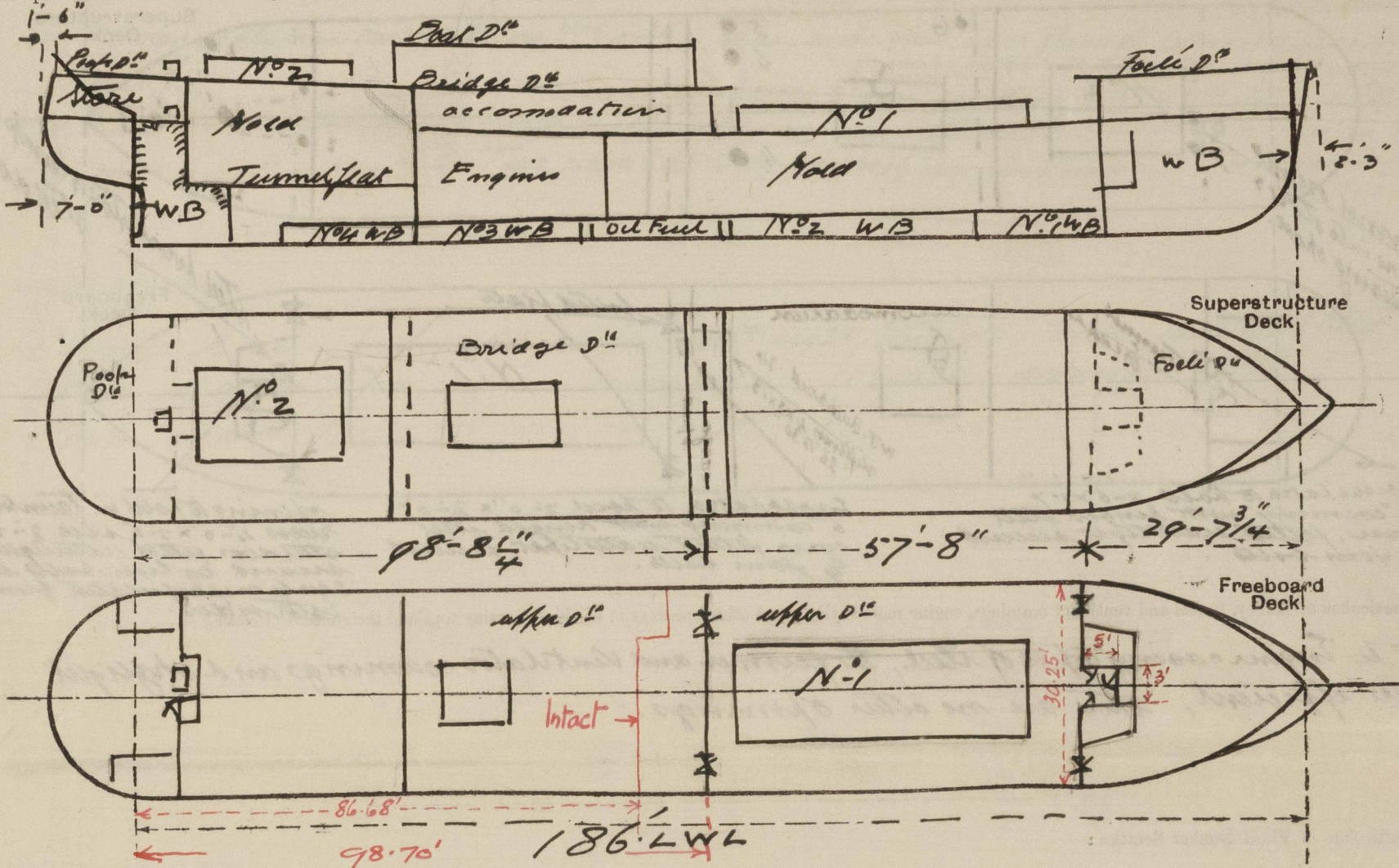


Lloyd's Register of Shipping.
SURVEYS FOR FREEBOARD.
(CONDITIONS OF ASSIGNMENT.)

19417.

Ship's Name **"PURIRI"** Port of Survey **Lyth**
Official Number ☒ Surveyor's Signature **Coan Edwards**
Nationality and Port of Registry **New Zealand. Nelson** Date of Survey **While building**

Disposition and dimensions of superstructures, trunks, deckhouses and machinery casings to be inserted in the diagrams and tabular statement :-




Particulars of Superstructures, Trunks, Casings, Deckhouses.								
	Coaming	Plating	Stiffeners	Spacing	End Attachments of Stiffeners	Size of Openings	Height of Sills	Height of Casings
Poop Bulkhead	26	26	4x3x30	2'-0"x2'-9"	Jointed at top	none	✓	7'-0"
Raised Quarter Deck Bulkhead	✓	✓	✓	✓	Brackets top	none	✓	7'-0"
Bridge, After Bulkhead	26	26	4x3x25	28"	overlap at bottom	none	✓	7'-0"
Bridge, Forward Bulkhead	L 6x3x36	31	6x3x40	32	lugs	3'-6"x4'-1"	18"	7'-0"
Forecastle Bulkhead	L 6x3x32	25	3x2 1/2 x 30 4x3x30	24" average	jointed	4'-1"x3'-6"	18"	7'-0"
Trunk, Aft	✓	✓	✓	✓	✓	✓	✓	✓
Trunk, Forward	✓	✓	✓	✓	✓	✓	✓	✓
Exposed Machinery Casings on Freeboard or Raised Quarter Decks	✓	✓	✓	✓	✓	✓	✓	✓
Exposed Machinery Casings on Superstructure Decks	30	26	3x2 1/2 x 25	22"	Brackets top jointed bottom	5'-2"x2'-1 1/2"	13"	7'-6"
Machinery Casings within Superstructures not fitted with Class I Closing Appliances	30	26	3x2 1/2 x 25	22"	Brackets top jointed bottom	5'-2"x2'-1 1/2"	13"	7'-0"
Deckhouses on Flush Deck Ships	✓	✓	✓	✓	✓	✓	✓	✓

Particulars of Closing Appliances (state if capable of being manipulated from both sides).

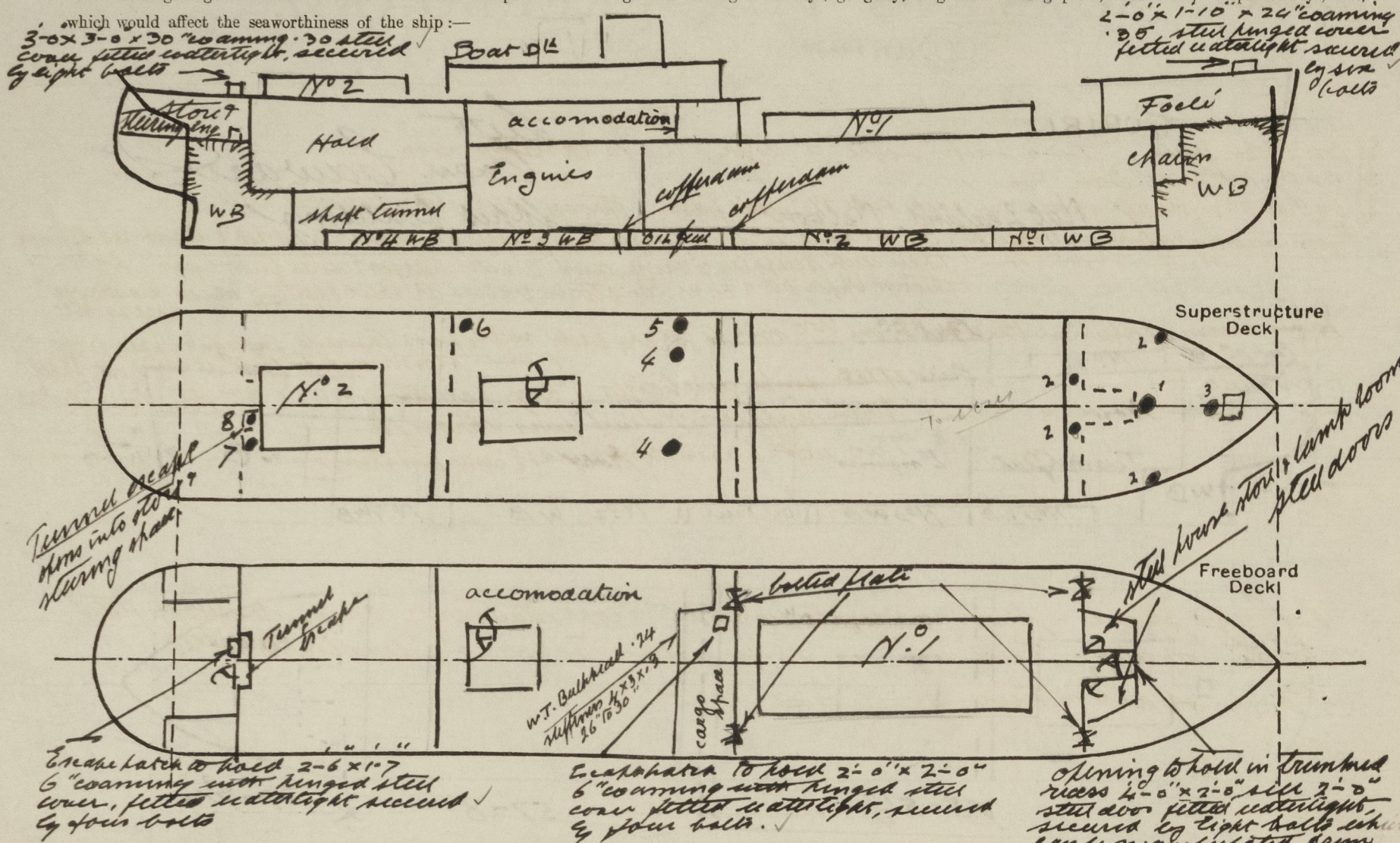
Poep Bulkhead	no opening
Raised Quarter Deck Bulkhead	Intact. No openings.
Bridge, After Bulkhead	no opening
Bridge, Forward Bulkhead	Steel plates 31, hook bolts 12" x 14" apart. (channels are also riveted for taking storm boards full height)
Forecastle Bulkhead	Steel plates 31, hook bolts 12" x 14" apart. (channels are also riveted for taking storm boards full height)
Exposed Machinery Casings on Freeboard or Raised Quarter Decks	✓
Exposed Machinery Casings on Superstructure Decks	Steel doors, can be manipulated from both sides.
Machinery Casings within Superstructures not fitted with Class I Closing Appliances	Steel doors, can be manipulated from both sides.
Deckhouses on Flush Deck Ships	✓

PARTICULARS OF PROTECTION TO OPENINGS, ETC.

The following diagrams should be used to indicate the positions of cargo and coaling hatchways, gangway, cargo and coaling ports, ventilators, companionways, etc., which would affect the seaworthiness of the ship:—



2-6' x 1-10' x 24' coaming
25' full width



Particulars of fiddley, funnel and ventilator coamings, engine room skylight and other openings in machinery casing tops and their ^{both ways} means of closing:—

The engine casing top is of steel, the fuel and ventilator coamings and skylight are efficient, there are no other openings.

Particulars of Flush Bunker Scuttles :—

none.

Particulars of Companionways :—

none.

Particulars of Ventilators in exposed positions on freeboard and superstructure decks :—

- (1) On Foeli D¹ - one 18" \square x 3'-0" x .40 to hold. ✓
- (2) " " " - Two 4" \square x 1'-6" Swan-neck type Ventilators to chain locker, and two Stone Lamb worms. ✓
- (3) " " " - One 6" \square x 3'-0" x .30 to store. ✓
- (4) " Bridge D¹ - Two 20" \square x 35 $\frac{1}{2}$ " x .35 (plus .35 diameter for 9'-0" above center) Derrick posts. ✓
- (5) " " " - One 9" \square x 2'-6" x .32 utilized as ventilator & efficiently staged. ✓
- " " " - Five 3" \square Swan-neck type ventilators to accommodation. ✓
- (6) " Boat D¹ - one 12" \square x 2'-6" x .34 to hold. ✓
- " " " - Fifteen 6" \square x 2'-6" x .30 to accommodation, also mushroom ventilation, two @ 6" dia. ✓
- (7) " Pook " - one 12" \square x 2'-6" x .34 to hold. ✓
- (8) " " " - one 6" \square x 2'-6" x .30 to shaft tunnel escape top. ✓
- " " " - Four 4" \square x 1'-6" Swan-neck type Ventilators to steering gear & store. ✓

The Derrick post ventilators are fitted with patent extractor covers. ✓
 all ventilator openings are supplied with wood plugs & canvas covers. ✓
 all suan nich type ventilators are supplied with wood plugs. ✓
 all messroom type ventilators have screw down top fitted water tight. ✓

Particulars of Air Pipes in exposed positions on freeboard, raised quarter, or superstructure decks :—

Particulars of Air Pipes in exposed positions on freeboard, raised quarter, or superstructure decks :-

To Fore Peak Tank — One 3" Char x 1-6" Above Fuel D¹.
 To N^o 1 DB Tank — Two 4" " x 1-6 — " — " Protected by superheating
 To N^o 2 " — " — Two 4" " x 3-0 — " — Upper D¹.
 To Copperdam in D.B. — Two 2" " x 3-0 — " — " — "
 To Oil Fuel Tank in D.B. — Two 4" " x 1-6 — " — Bridge O¹.
 To N^o 3 DB Tank — Two 4" " x 1-6 — " — " — "
 To N^o 4 " — " — Two 4" " x 1-6 — " — " — "
 To After Peak Tank — One 3" " x 1-6 — " — Poop D¹.
 To Stern compartment on 2" " x 1-6 — " — " — "

all air pipes to water ballast tanks are supplied with wood plugs & brass rifting bolts
all " " " Out fuel tanks (N.3) are fitted with "ATMOS VALVES"

Particulars of Gangway Cargo and Coaling Ports:—

none

Particulars of Scuppers and Sanitary Discharge Pipes :—

As before

On Upper Deck, Two each side, 3' dia^r, pass through deck.
On Poop & Bridge Decks, Four " " " " " "
On Upper D^o in Bridge space one each side 2½" dia^r pass through aux. storm valve at shell.
From accommodation on Upper D^o, one We sail 4" dia^r passes through upper D^o storm valve at shell & at inboard opening.
" " " " " " Then deck scupper 2" dia^r, and two discharges 2" dia^r from basin pass through Upper D^o & have two storm valves at shell opening which are always accessible.
From accommodation on Bridge D^o, one We sail 4" dia^r, each side, pass through Bridge & Upper D^o & have storm valves (one at each) at shell.
" " " " " " Three sink discharges 2" dia^r, pass through B. & U. D^o storm Valve at shell.
" " " " " " Seven scuppers 2" dia^r pass through " " " " " " " "
" " " " " " Two mark basin discharges 1½" dia^r pass through " " " " " "

Particulars of Side Scuttles :—

Bridge spall - Sixteen port lights fore side & eight starboard, 10" diam, deadlight fitted.

Fo'cl' spall - Two " " each side, 10" diam, deadlight fitted.

Poop spall - Two " " " " " " " "

Vertical distance of Sill of lowest Side Scuttle above top of keel 19' 3"

Particulars of Guard Rails :—

On Foeli D¹⁴, Pook D¹⁴ & Bridge D¹⁴ open rails, thus rails carried through stanchions except abreast of latches where rails are of iron & stanchions portable. Height of rails on Foeli D¹⁴ 3'-0", on Pook & Bridge D^{14.5} 3'-6" ✓

In way of Upper D² mid plate, angle between 3-6" high. ✓

Particulars of Gangways, Lifelines, etc. :—


From Bridge to Foali a life line over deck between ladders -

Particulars of Freeing Arrangements.						
	Length of Bulwark	Height of Bulwark	Size of Freeing Ports	Number each side	Area each side	Rule area each side
After Well ✓						
Forward Well	57'-8"	3'-6"	2'-2" x 1'-9" 5'-0" x 9"	1 4	18.8 ✓	12.5 ²¹

State position of each freeing port { After Well :- ✓
(F. and A. position and height above deck edge) Forward Well :-

State whether the freeing ports are fitted with shutters, bars, or rails, and give particulars of such :- Rods at 2'-2" x 1'-9" opening
8 1/2" above deck

Additional area where sheer is less than standard. ✓



© 2020
Lloyd's Register
Foundation

PARTICULARS OF PROTECTION TO OPENINGS, ETC.

		HATCHWAYS ON FREEBOARD AND SUPERSTRUCTURE DECKS.							
		On Upper Deck	On Lower Deck						
Description of Hatchway	...	N ^o 1	N ^o 2						
Dimensions of Hatchway	...	47'8" x 16'	27'6" x 16'						
COAMINGS	Height above Deck	2'-8"	2'-8"						
	Thickness	.50	.50						
	Sides	✓	✓						
	Ends	✓	✓						
Stiffeners	...	L 9 x 3 x .50	L 7 x 3 x .40						
	Brackets, Stays						
HATCH BEAMS	Number						
	Spacing						
	Scantling and Sketch						
	Bearing Surface						
FORE AND AFTERS	Number						
	Spacing						
	Unsupported Lengths						
	Scantling and Sketch						
HATCH COVERS	Material	Steel	Steel						
	Thickness	.287.30	.267.28						
	How fitted						
	Bearing Surface						
Spacing of Cleats							
Number of Tarpaulins							
<p>*Are wood fore and afters steel shod at all bearing surfaces?</p> <p>Are battens and wedges efficient and in good condition?</p> <p>Are tarpaulins in good condition and in accordance with rule requirements?</p> <p>Are lashings provided in accordance with rule requirements?</p>									

Particulars of any special features:—

Endorsement at first survey and at surveys for renewal of Certificate:—

The fittings and appliances are in accordance with the particulars shown on this form (or as now modified) and are in good condition.

Eran Luccardi



© 2020
Lloyd's Register
Foundation