


21-11-18


- SHIPS No 250-1 -
- PROFILE AND DECK PLAN -
- STANDARD VESSELS. C.S. TYPE -
- DIMENSIONS 240' B.P. x 36' 0" M¹⁰ x 21' 3" M¹⁰ -
- SCALE 1/8" = 1' FOOT -

BOOLE SHIPBUILDING & REPAIRING CO. LTD.
 VICTORIA SHIPYARD,
 GOOLE.
 Drawing No. 1902
 Made by T.R.T. Checked by
 Date 2nd Nov^r 1918.




- APPROXIMATE PARTICULARS FOR FREEBOARD -


REGISTERED DIMENSIONS 240' B.P. x 36' 2" M¹⁰ x 21' 3" M¹⁰
 UNDER DECK TONNAGE (APPROX.) 125 TONS
 SHEER AT STERN = 5' 3", AT 1/2 L. 4' 0", AT FORE = 2' 7"
 STERN = 4' 3", STERN = 2' 9"
 BRIDGE - LOOSE PLATE DOORS AND WOOD PLANKS
 AT FORE END SECURED BY STRONG BARS
 BRIDGE CLOSED AT AFTER END
 FORECASTLE - OPEN DOORWAY CLOSED WITH WOOD PLANKS



- BRIDGE DECK -



- FORE DECK -



s/s Eston

Hull Rpt No. 31467

- 31527

PROFILE & DECK

Goole No 250

C. 5. Standard Vessel

^{Matruia}
s/s Redcar ^{coc}

Hull Fbd Rpt 31731

s/s Redcar - 31787

Anna



© 2021

Lloyd's Register
Foundation

007528-007536-0146