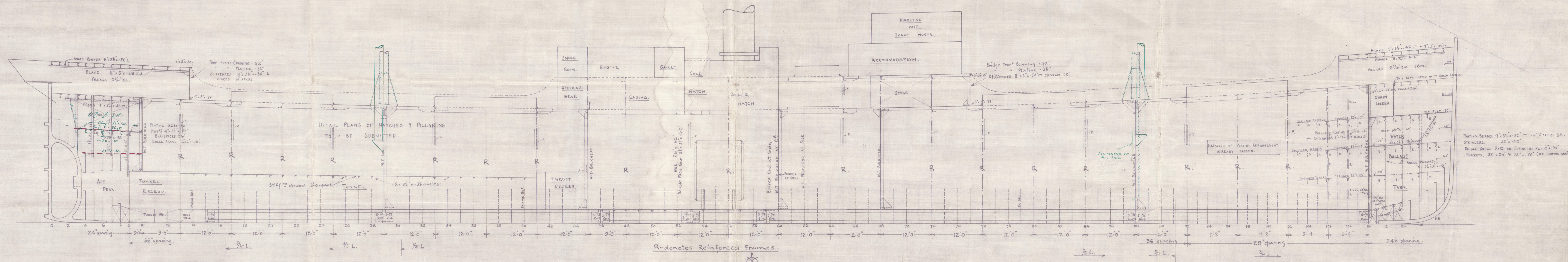


29/1/18.

No 388. PROFILE & DECK PLANS.

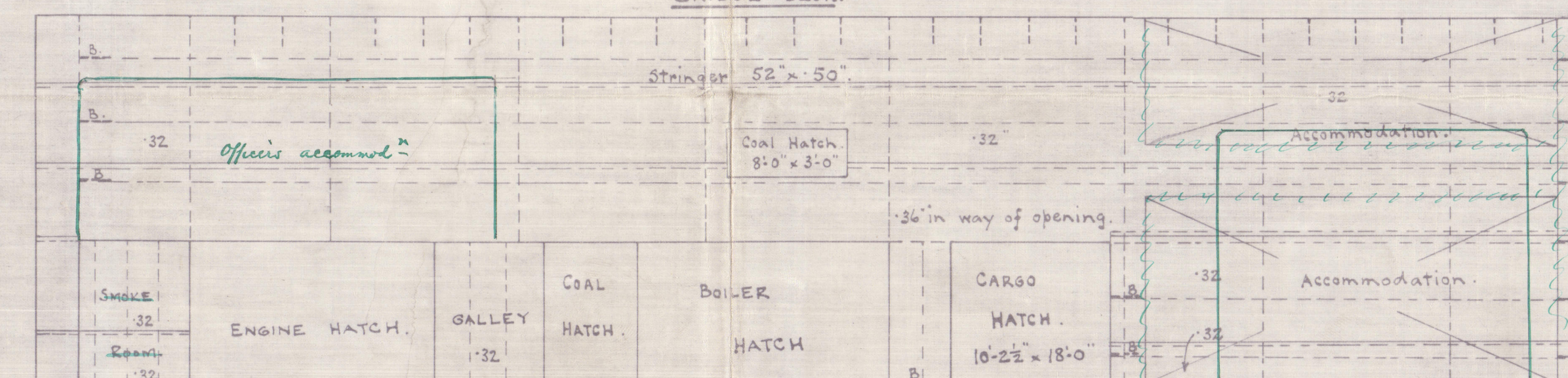
331'-0" BP x 46'-6" ML x 25'-6" ML

Scale 1/8" = 1 foot.



R denotes Reinforced Frames.

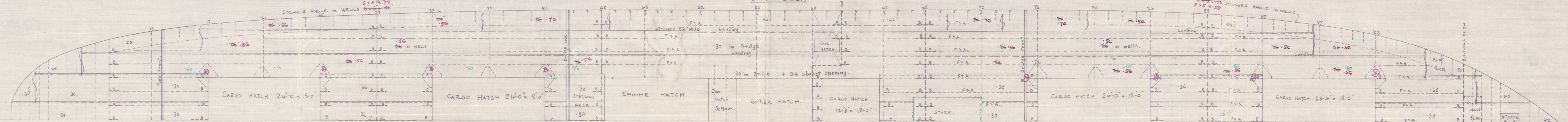
BRIDGE DECK.



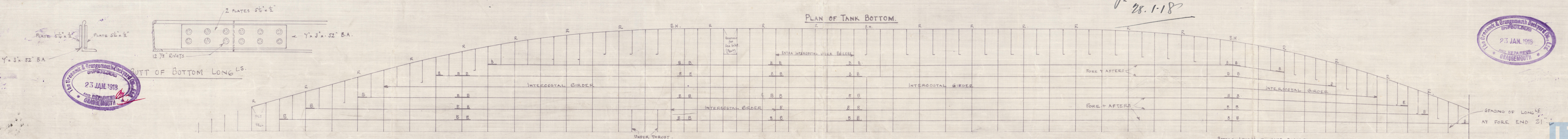
MILLAR'S SYSTEM OF FRAMING
(PATENTED)

Note:- If strikes about hatchways increased in thickness and carried well round corners doublings may be dispensed with.

UPPER DECK.



PLAN OF TANK BOTTOM.



23 JAN 1918

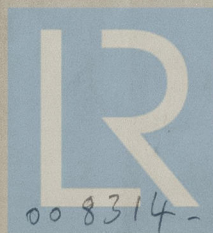

23 JAN 1918

SECTION 17.

© 2000 Lloyd's Foundation

N. 388
Type C
Profile Plan
The Grange Park St. E.
Grange Park

GLASGOW REPORT No 38901
St. Cambronne



© 2020

Lloyd's Register
Foundation

00 8314 - 00 8321 - 00 74