

Total


Gross Tonnage 335 22

Depth, at middle of length from top of keel to top
of beam at side of uppermost continuous

D 11 25 Owners WEXFORD STEAMSHIP

m, 9.37.

Jas. Fair



F.E.

Received by Chief Ship Surveyor

Received from Chief Ship Surveyor

VESSEL'S NAME

Steel Screw M.V. "KERLOGUE"

Rpt.

Rot.

No.

26650

The remarks of the Chief Ship Surveyor are desired on this case for the consideration of the Classing Committee.

("The endorsement to contain a succinct summary of any repairs that have been required and to show the cause or causes of such repairs, and also to bring out clearly any exceptional features in connection with the case, so that the Classing Committee may have all the salient points presented in the endorsement."—Extract from Sub-Committee's Report, 24/5/92.)

1st Long. No. 1555

Depth "d"

8.84

2nd Long. No. 4820

Proportions = $\frac{L}{D}$

12.29

Framing Angle framing as approved

Sheerstrake

As approved

This vessel appears to have been built in accordance with the Rules and the approved plans, and it is submitted she is eligible to be classed

100A1

1 Dk.

Cell. DB 91' 93t, FPT 32t, APT 25t.


FK, 3BH., cem., Lloyd's A & CP.

P 33', F 14'.

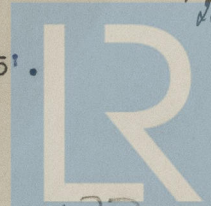
Machy. aft

O.L. 148.50'.

Extreme breadth over belting 24.75'.



24.3.38.
J. J. J.



© 2021


Lloyd's Register
Foundation

008973-008981-0005

Spacing.....

Angles

201



© 2021

Lloyd's Register
Foundation