



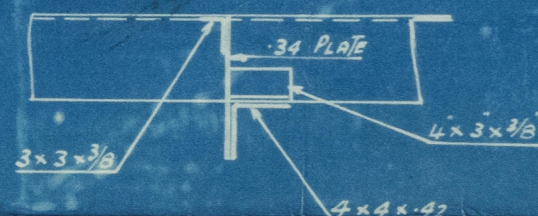
5/8/24

PROFILE AND DECK PLAN DOUBLE ENDED FERRY STEAMER No 398

DIMENSIONS 187'-0" B.P. X 35'-6" X 14'-0" MLD.

TO CLASS 100A-FOR FERRY SERVICE IN SYDNEY HARBOUR, N.S.W.

SCALE 1/8" = ONE FT.



DRAWING NO 4/398

5.8.24
C.P.R.
Rev. 2/8/24
DATE.
009301-009310-0134

Profile + Deck Plans
Double Ended Ferry Steamer

No 398

J Cusidder & Co (Sunderland)

S. S. "Luzurena"

LIVERPOOL:

Report No. 88601



© 2021

Lloyd's Register
Foundation

009301 - 009310 - 0134