

SINGLE SCREW STEAMER — N^o 101.—
DIMENSIONS 225' x 35' x 22'-6"
MIDSHIP SECTION. [AS BUILT]
SCALE 1/2" = 1 FOOT.

— SCANTLINGS NOS —

D	=	22'-6"
L x D	=	5063
L x (B + D)	=	12938
L/D	=	10.0
d	=	12'-6"

— EQUIPMENT —

L x (B + D)	=	12938
BRIDGE	=	481
ERECTOR	=	266
	=	13685

— SCANTLINGS —

MAIN FRAMES 8" x 3/2" 38 BA TO UPPER D^s 8" x 3/2" 40 BA IN BOILER R^m & BUNKERS SPACED 27"

PLAN FRAMES 7" x 3/2" 34 BA SPACED 24"

REVERSE FRAMES 5" x 3" 32 DOUBLE IN ENDS TO OUTSIDE OF SIDE GIRDERS CLEAR OF ENGINE SEAT

REVERSE FRAMES 3" x 3" 42 IN BOILER R^m DOUBLE UNDER BOILER BEARERS & THRUST SEAT

FLOORS & KING BRACKETS 32" 42 IN R^m NT FLOORS 1" OR CLEAR OF BR^d STIFF AS PER RULE

SOLID FLOORS ON ALTERN FR^s EXCEPT IN ENGINE R^m UNDER BOILER BEARERS, THRUST SEATING, BULK^h FROM 3/4" FORN TO STEIN WHICH ARE ON EVERY FRAME

INTER^r GIRDERS 32" 42 IN BOILER R^m 40" GIRDERS UNDER ENGINE & THRUST SEAT

VERTICAL ANGLES 2 1/2" x 2 1/2" 38 40 IN B^r

D^s BOTTOM D^s 3" x 3" 32 CEMENTED IN BOILER R^m

D^s TOP D^s 3" x 3" 32 42 IN B^r DOUBLE UNDER ENGINE & THRUST SEAT

CENTRE GIRDER 34" 44 FOR 1/4" TO 3/4" AT ENDS 54 IN B^r

D^s VERTICAL ANGLES 3" x 3" 38 (SINGLE) DOUBLE UNDER BOILER BEARERS, ENGINE & THRUST SEAT

D^s BOTTOM ANGLES 3" x 3" 44 42 CEMENTED IN BOILER R^m

D^s TOP ANGLES 3" x 3" 44 TO 50 IN BOILER R^m DOUBLE THROUGHOUT ENGR^m & THRUST SEAT

CENTRE GIRDER TOP & BOTTOM BARS DOUBLE FORN OF 1/2" LENGTH

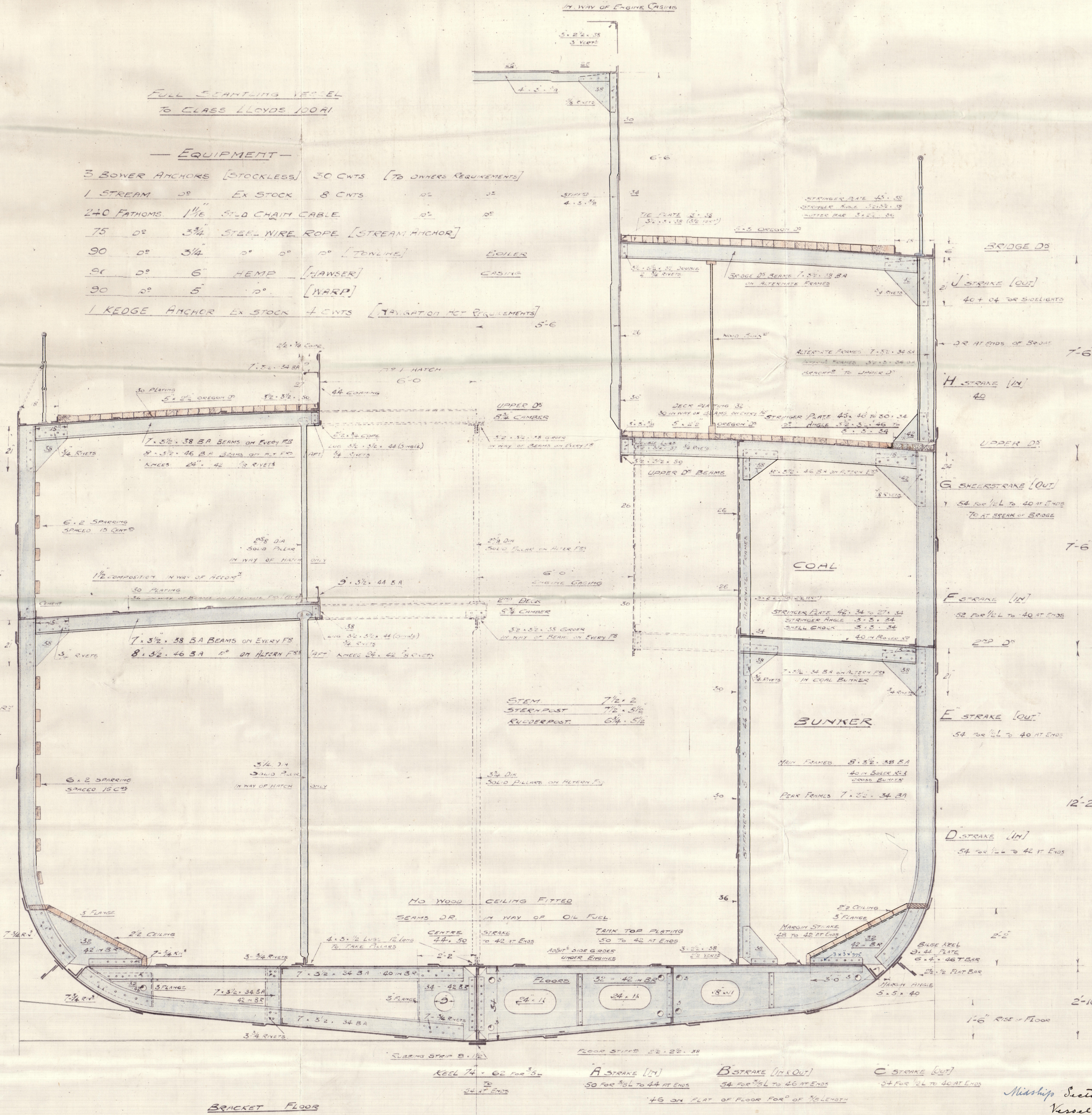
BRACKET FLOOR FRAMES 7" x 3/2" 34 BA CEMENTED IN BOILER R^m

D^s REV^d FRAMES 7" x 3/2" 34 BA 40 IN BOILER R^m

ADDITIONAL SIDE GIRDERS IN DOUBLE BOTTOM IN ENGINE SPAC^e 4" FORN OF 1/2" LENGTH

CENTRE GIRDER VERTICAL ANGLES 7 1/2" x 3/2" 44 50 IN BOILER R^m

SECTION 36 OF REVISED RULES COMPLIES WITH



FULL SCANTLING VESSEL
TO CLASS LLOYDS 100A1

— EQUIPMENT —

3 BOWER ANCHORS [STOCKLESS]	30 CENTS	[TO OWNERS REQUIREMENTS]
1 STREAM	25	EX STOCK 8 CENTS
2+0 FATHOMS	1 1/2	5/8" S-LD CHAIN CABLE
75	25	3/4" STEEL WIRE ROPE [STREAM ANCHOR]
90	25	3/4" 2" 2" 2" [TENDERS]
90	25	6" HEMP [HAWSER]
90	25	5" 2" 2" [WARP]
1 KEDGE ANCHOR	EX STOCK	4 CENTS [TO OWNERS REQUIREMENTS]

101-M 2007-0000
MIDSHIP SECTION
22' 6" TERMINAL

27-3-25

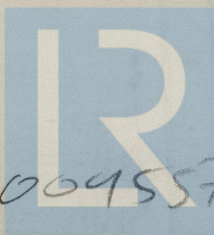

Midship Section
Vessel as built

A.C. Heron



Lloyd's Register
00955700756092480

S.S. "CAPE LEEUWIN"
MIDSHIP SECTION
VESSEL AS BUILT
COCKATOS N^o 101



© 2020

Lloyd's Register
Foundation

009557-009564-0248