


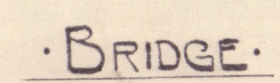


SCALE = $\frac{1}{50}$.



Beams pillared to
surveyors satisfaction

22 - 2. 17.

Deck Plan.

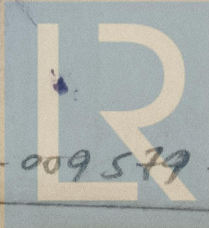
Gen Box 2244.

See WRECK INDEX

Lucencia
Llovria

- Box 5283.
Box 5321.

2900-645600-009579-009570



© 2021

Lloyd's Register
Foundation

