

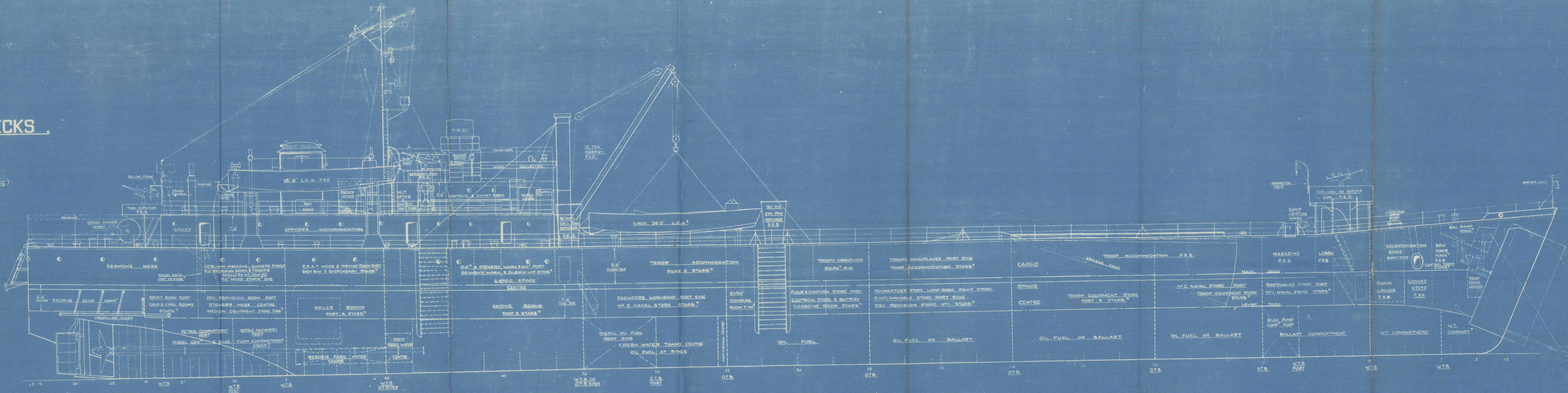
3017

Nº 678-9-80.

GENERAL ARRANGEMENT  
PROFILE, UPPER & BRIDGE DECKS.

SCALE 1/8" = 1 FOOT.  
LENGTH ON L.W.L. 330' 0"  
LENGTH OVERALL 345' 10"  
BREADTH MOULDED 54' 0"  
DEPTH MOULDED 27' 0"

425  
28 DEC 1944  
RECEIVED  
NAVY DEPT  
WASHINGTON

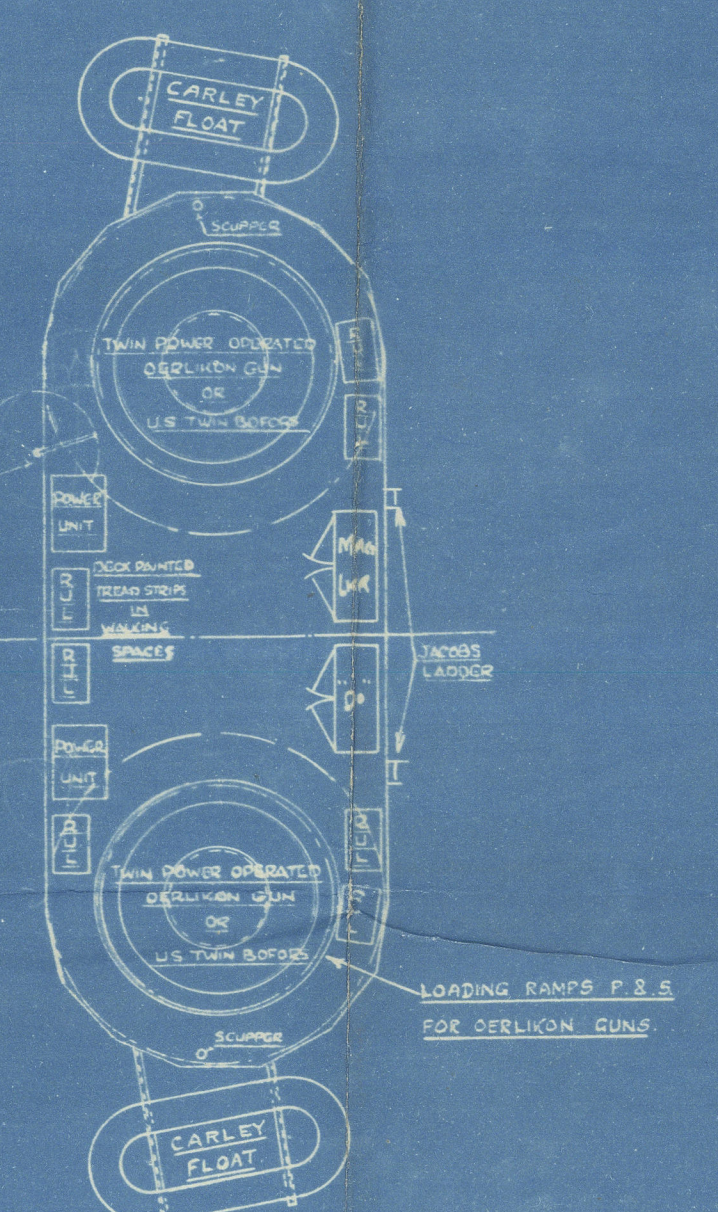
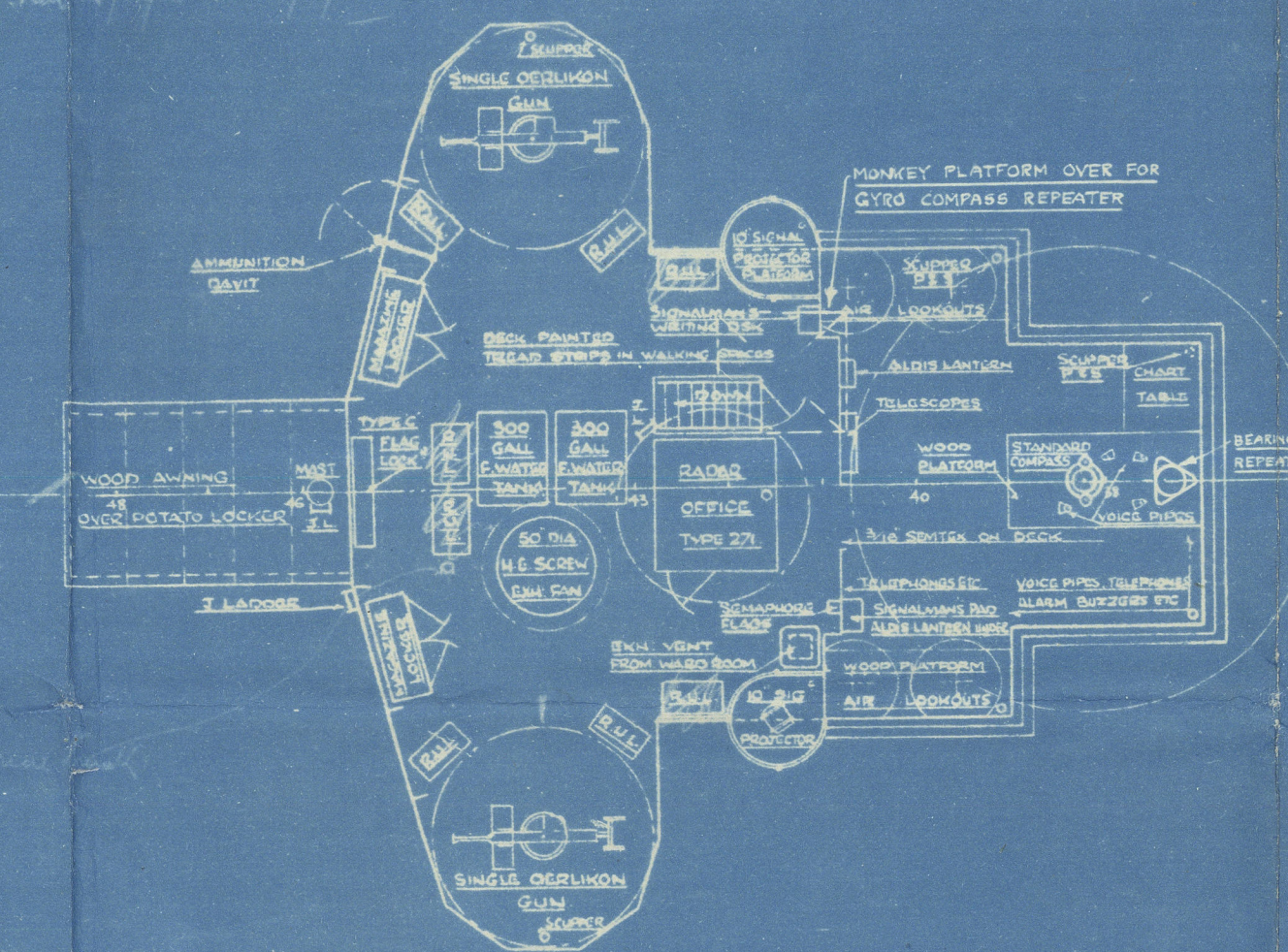
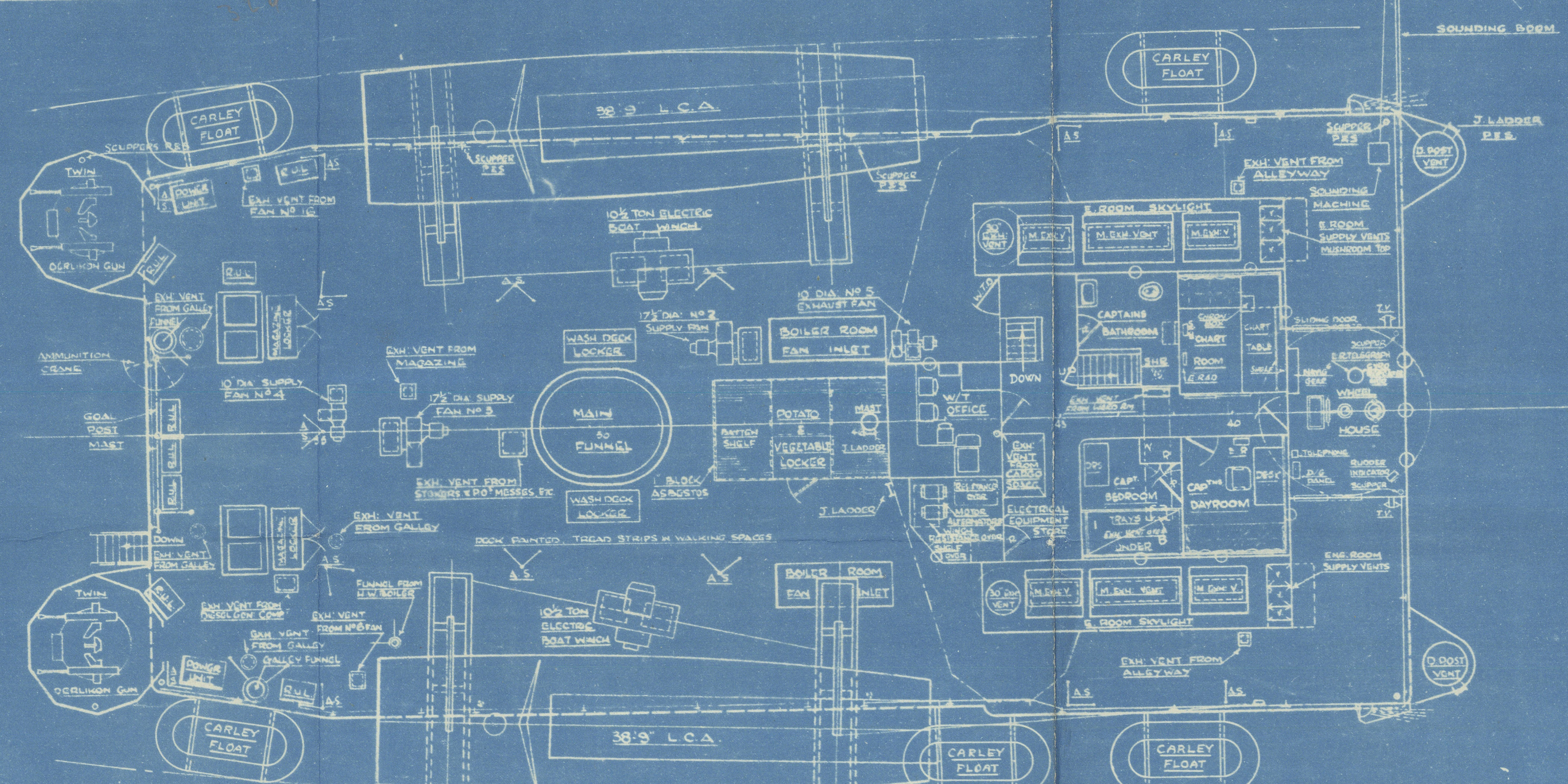


BRIDGE DECK

UPPER BRIDGE DECK

GUN PLATFORM.

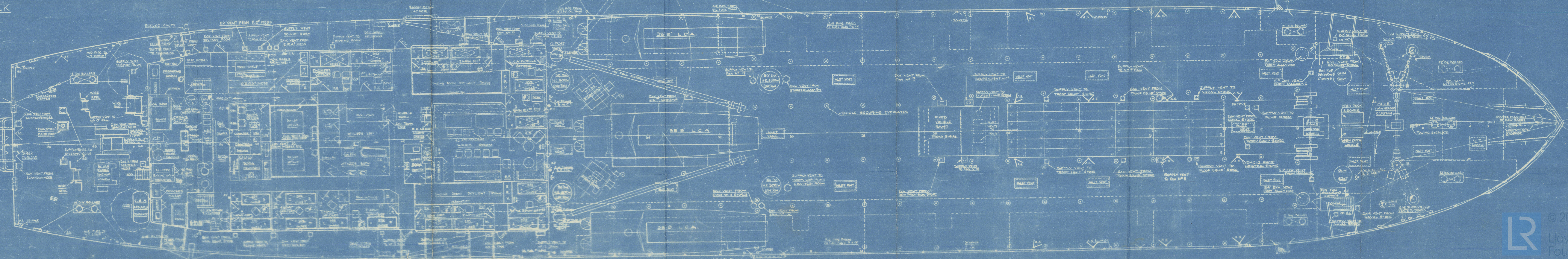
EXPLODED DECK PAINTED & TREAD STEPS  
FITTERS IN UNIFORM, SPACES  
IN CAPTAIN'S CABIN, CHART ROOM & WHEEL  
HOUSE DECK COVERED WITH 1/2" LINOLEUM ON  
2" UNDERLAY. DECK IN CAPTAIN'S BATHROOM  
COVERED WITH 1/2" NON LATEX COMPOSITION.  
CEILING IN CAPTAIN'S LIVING ROOM & CHART  
ROOM COVERED WITH 1/2" ASBESTOS. CAPTAIN'S  
& 2" SLATE FACED ANCHORS FITTED TO SIDES OF  
6 ROOM. SLOTTED ROOF TO CHART & CHART ROOM  
BY STEEL SLUING DOORS. FITTED INSIDE WHEEL  
HOUSE & WOOD SLUING DOORS INSIDE.  
W/ AIRPORT STEEL DOOR TO ENTRANCE LOBBY.  
W/ AIRPORT STEEL DOOR TO CAPTAIN'S ROOM, W/ T  
OFFICE & AIR ENTRANCE TO WHEELHOUSE.  
BOND DOORS FITTED IN WHEELHOUSE. MOUNTED  
RECOILLESS ASSEMBLY ON 1/2" DIA. GUN. 1 1/2" DIA  
IN WHEELHOUSE. ALL FITTED WITH DEADENERS.  
ALL LADDER OF STEEL.  
W/ AIRPORT INSULATED WITH COMPRESSED  
DANFLOTT AND FACED WITH PLYWOOD.



UPPER DECK

UPPER DECK.

EXPLODED DECK PAINTED  
DOORS IN ACCOMMODATION, INCLUDING SHIP'S OFFICE, 10' 6"  
KITCHEN & WARD ROOM, COVERED WITH 1/2" LINOLEUM  
ON 2" UNDERLAY. DECK COVERED & TREAD STEPS  
IN CAPTAIN'S, CHART ROOM, WHEELHOUSE & LIVING  
ROOMS COVERED WITH 1/2" NON LATEX COMPOSITION.  
CEILING IN CAPTAIN'S LIVING ROOM & CHART  
ROOM COVERED WITH 1/2" ASBESTOS. CAPTAIN'S  
& 2" SLATE FACED ANCHORS FITTED TO SIDES OF  
6 ROOM. SLOTTED ROOF TO CHART & CHART ROOM  
BY STEEL SLUING DOORS. FITTED INSIDE WHEEL  
HOUSE & WOOD SLUING DOORS INSIDE.  
W/ AIRPORT STEEL DOOR TO ENTRANCE LOBBY.  
W/ AIRPORT STEEL DOOR TO CAPTAIN'S ROOM, W/ T  
OFFICE & AIR ENTRANCE TO WHEELHOUSE.  
BOND DOORS FITTED IN WHEELHOUSE. MOUNTED  
RECOILLESS ASSEMBLY ON 1/2" DIA. GUN. 1 1/2" DIA  
IN WHEELHOUSE. ALL FITTED WITH DEADENERS.  
ALL LADDER OF STEEL.  
W/ AIRPORT INSULATED WITH COMPRESSED  
DANFLOTT AND FACED WITH PLYWOOD.





R. & W. HAWTHORN, LESLIE  
& CO. LTD.

SHIP No. 679

---

TRANSPORT FERRY 3017  
NEWCASTLE ON TYNE

Report No. 102588

---

009976-009985-0004



© 2021


Lloyd's Register  
Foundation



Transport Ferry No 3017

Gen Arge

009976-009985-0004



Lloyd's Register  
Foundation

009976-009985-0004