




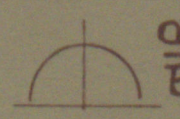
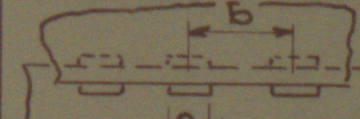

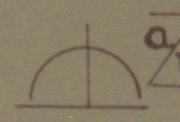
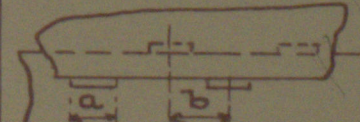
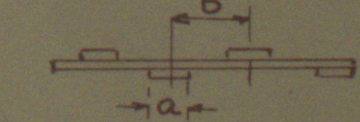


	FULL WELD DOUBLE CONTINUOUS		
	LIGHT WELD DOUBLE CONTINUOUS		
	FULL WELD DOUBLE INTERMITTENT		
	FULL WELD INTERMITTENT		
	BUTT WELD CONTINUOUS		

— DIMENSIONS —	
LENGTH BETWEEN PP	170'-0"
BREADTH MOULDED	29'-6"
DEPTH —A—	14'-6"

SEE ALSO DRAWING 905-3 "LONGITUDINAL SECTION & PLAN"

STUD CHAIN CABLE $1\frac{3}{16}$ " 195 FATHOMS

TOW LINE $2\frac{3}{4}$ " WIRE 1.75 ——— ✓


STREAM ANCHOR WIRE 3" 1x60 ——— ✓

HAWSERS & WARPS 6" MANILLA 1x90 FATHOMS.

M/ 178.

MIDSHIPS & OTHER SECTION

RECORDS DEPT.
LONDON



"DWINA" ★



© 2021

Lloyd's Register
Foundation

009976-009985-0091