
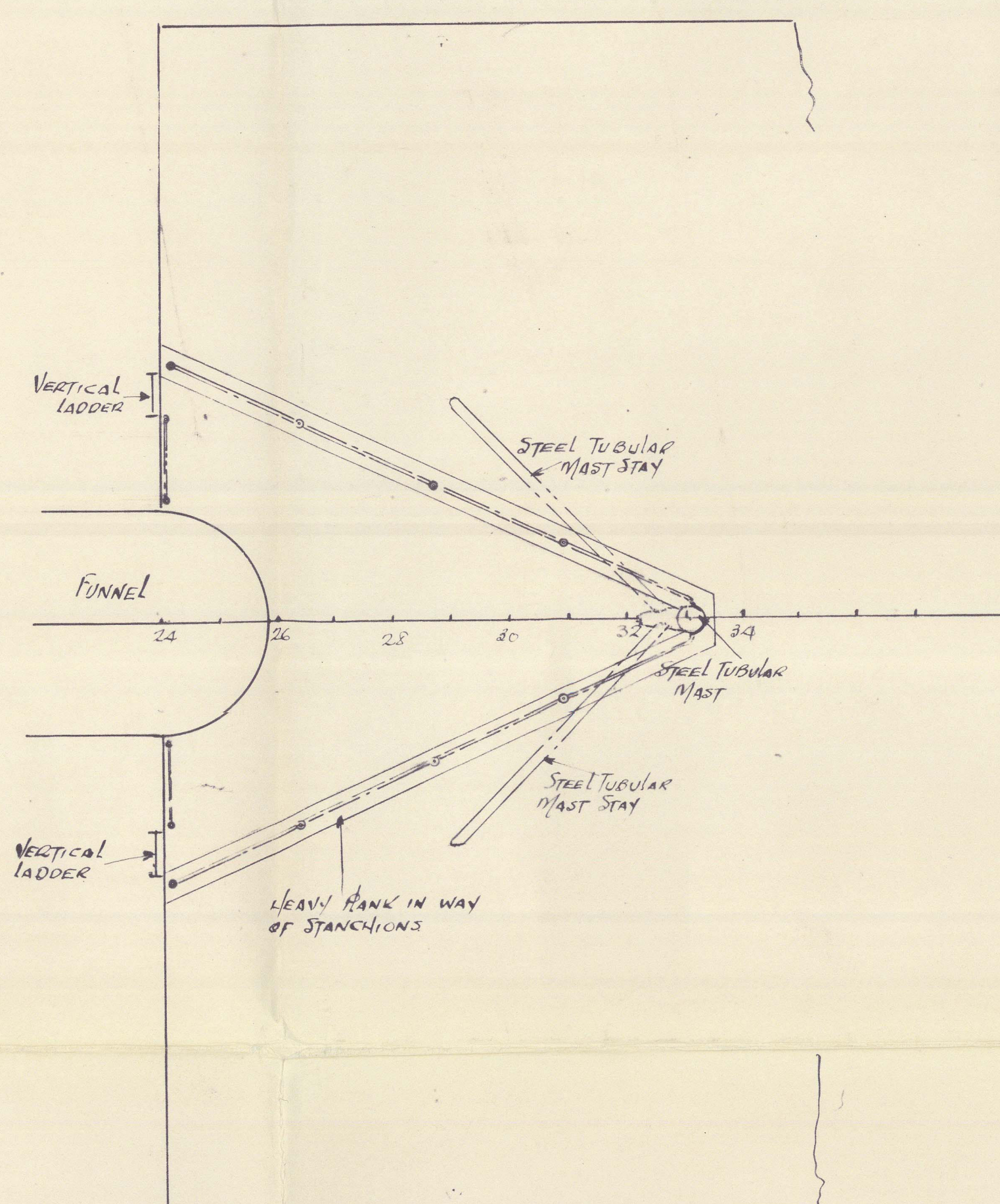


11/3/1



# YARD NO 428 GENERAL ARRANGEMENT. PROM DECK. BRIDGE DECK. ETC.

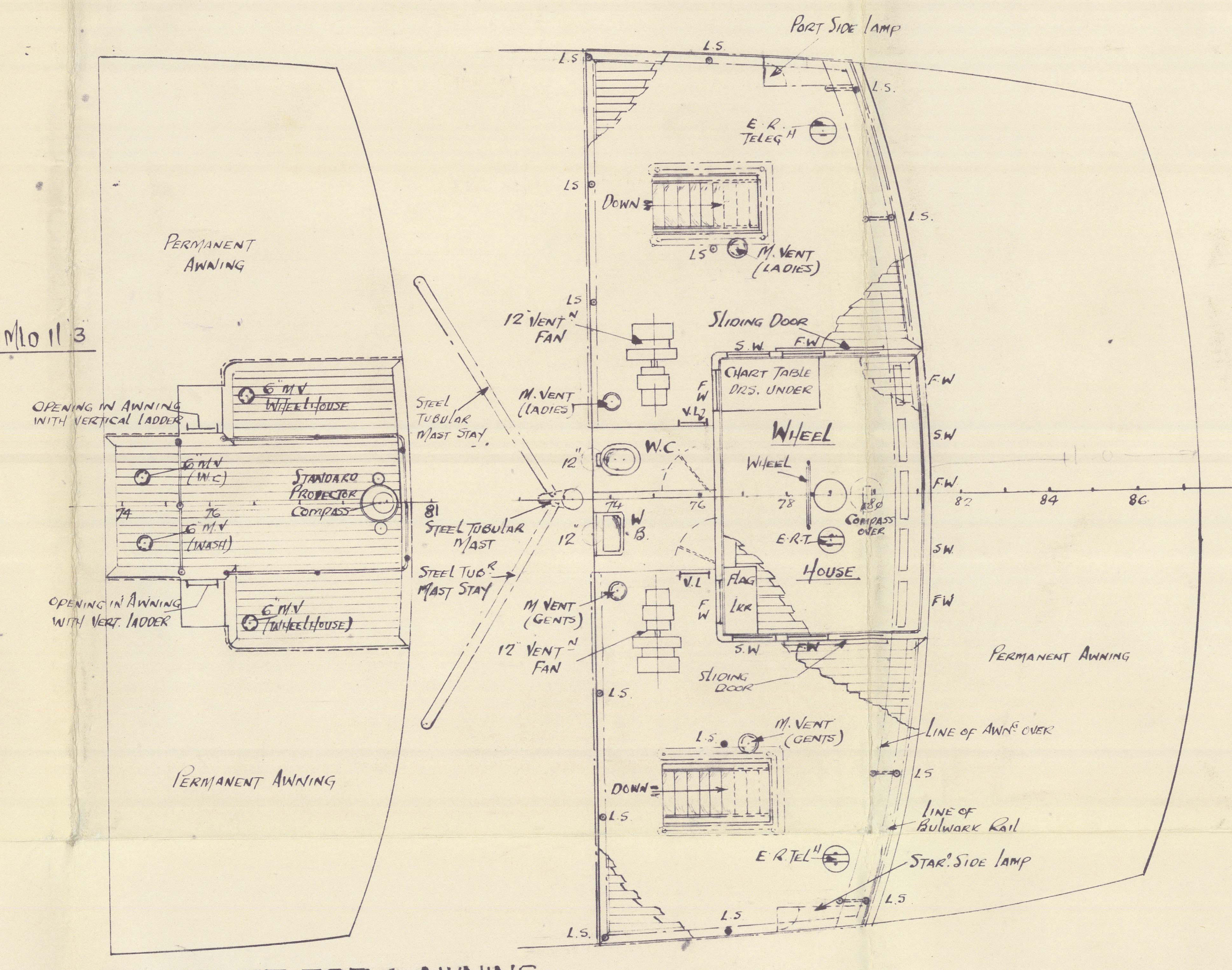
DIMENSIONS :- LENGTH B.P. 172'0". BREADTH M/L ON W.L. 35'0". BREADTH M/L ON D.K. 37'6". DEPTH M/L 11'3".  
SCALE :- 1/4" = 1 FOOT.



FERGUSON BROTHERS  
(PORT GLASGOW) LTD  
SHIPBUILDERS & ENGINEERS

## - AWNING DECK -

STEEL DECK IN WAY OF MAST STAYS, FUNNEL & BHD UNDER DECK FORTIFIED OF PLYWOOD CANVAS COVERED. HEAVY HARK IN WAY OF STANCHIONS. 2 RAIL STANCHIONS 3'6" HIGH. RAILS 7/8 DIA. SOLID ROD.

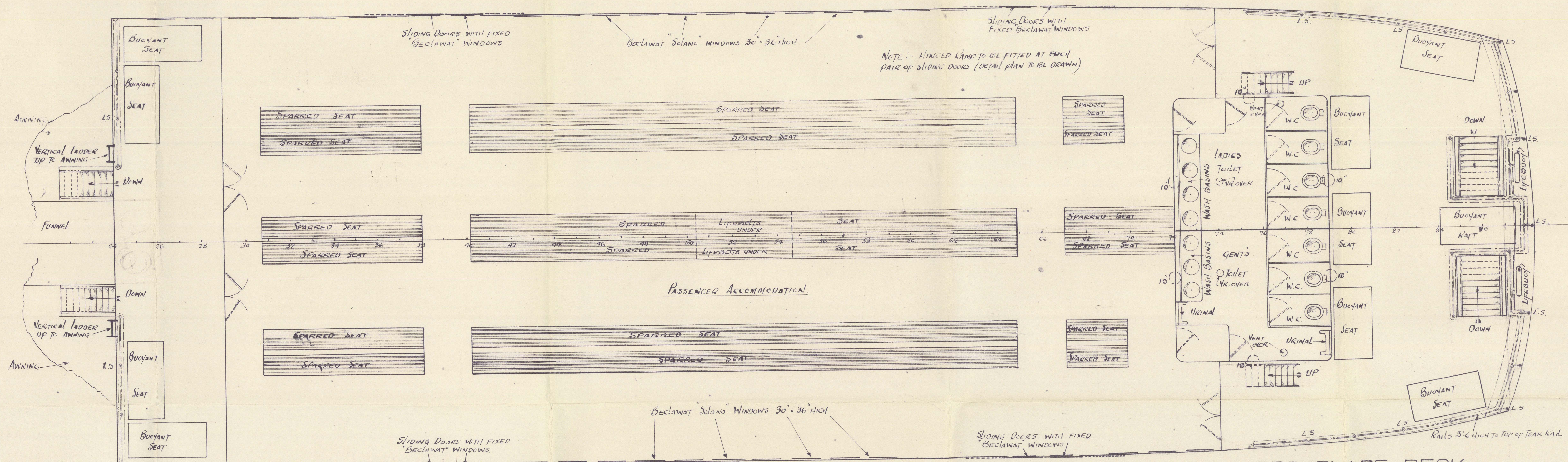


## - WHEELHOUSE TOP & AWNING -

WHEELHOUSE TO BE LAID WITH 6" x 2 1/2" MARQUINS AND 4" x 2 1/2" PLANKING OF TEAK. 2 RAILS & STANCHIONS 3'6" HIGH OF NON-MAGNETIC MATERIAL.

## - BRIDGE DECK -

WHEELHOUSE 7' HIGH B.T.B. OF STEEL LINED WITH PLYWOOD. BULKHEADS OF STEEL WITH 6" x 2 1/2" TEAK RAIL, 3'6" HIGH TO TOP OF RAIL ABOVE WHEELHOUSE DECK. DECK COVERING 4" x 2 1/2" MARQUINS. PART OF DECK IN WAY OF BRIDGE TO BE STEEL. THE REMAINDER FORMING AWNING ROOF OF PASSAGE SHEDDER TO BE CANVAS COVERED PLYWOOD. FLOORS OF W.C. & WASH ROOM LINED WITH TERRAZZO. WINDOW AT FINE END ON ONE LINE TO BE 30" SQUARE, REMAINDER TO BE 30" x 21" (BECLAWAT). 2 RAIL STANCHIONS WITH TEAK TOP RAIL ROUND STAIRWAYS, 3'6" HIGH TO TOP OF RAIL. RAILS TO BE 7/8 DIA SOLID ROD.



## PASSENGER ACCOMMODATION.

## - PROMENADE DECK -

DECK LAID WITH 1/2" ARABREE COMPOSITION ALL OVER EXCEPT IN TOILETS WHICH WILL BE LAID WITH TERRAZZO. 3 RAIL STANCHIONS WITH TEAK TOP RAIL ROUND FORE END, SIDES FORWARD AND AFTERS. TOP RAIL 6" x 2 1/2" TEAK. LOWER RAILS 7/8 DIA SOLID ROD. W.C. BHD'S STEEPED SHORT TOP & BOTTOM WINDOWS IN PASSAGE OR BHD'S BECLAWAT SOLANO 30" x 36" AS SHOWN.