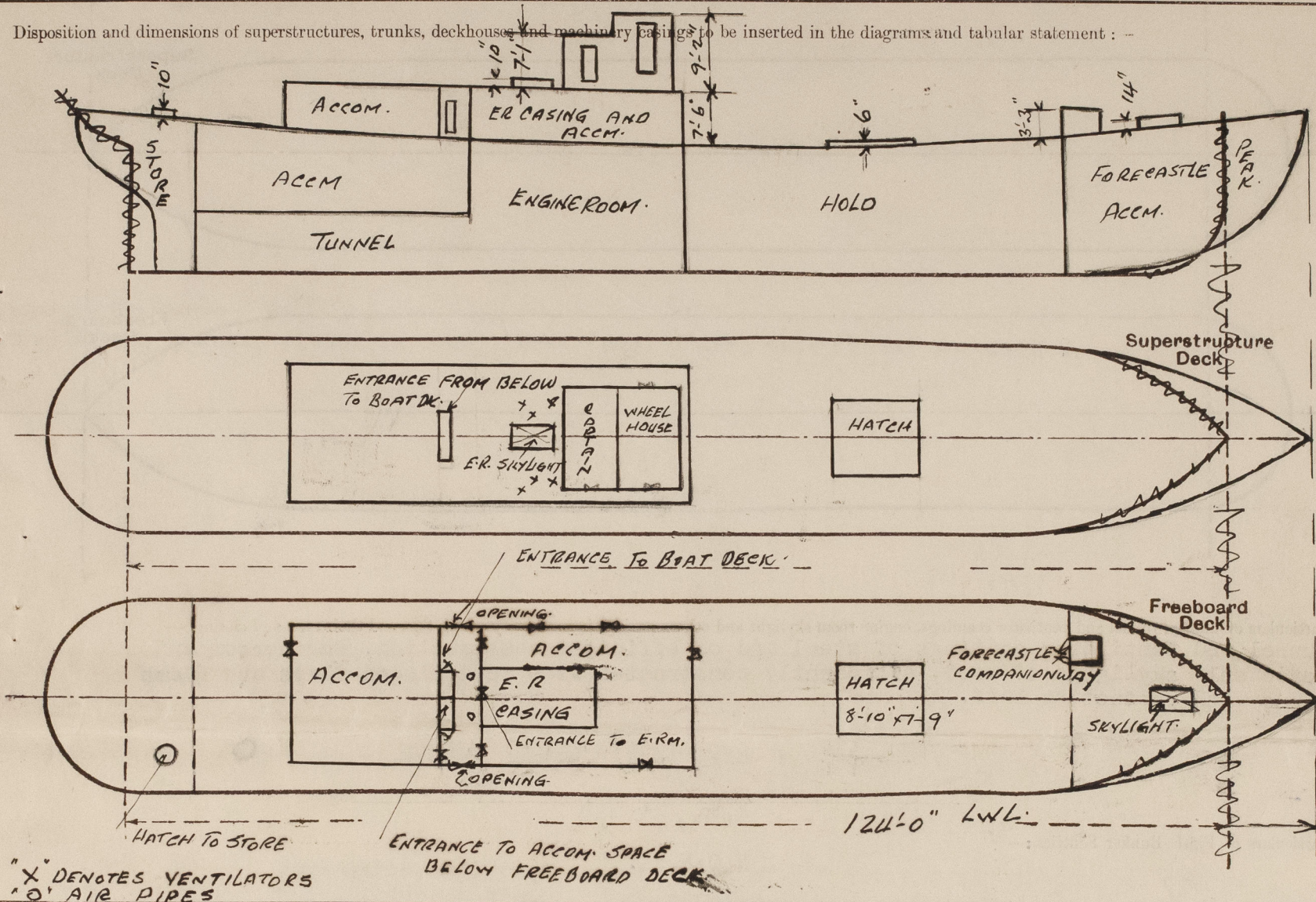


Lloyd's Register of Shipping.
SURVEYS FOR FREEBOARD.
(CONDITIONS OF ASSIGNMENT.)

Ship's Name Wood Car and Passenger Ferry "MANECO". Port of Survey St. John's, Newfoundland.
Official Number I57095. Surveyor's Signature *W. Sawley*
Nationality and Port of Registry British, St. John's, NFL. Date of Survey 12th., 15th., and 16th. May, 1950.

Disposition and dimensions of superstructures, trunks, deckhouses and machinery casings to be inserted in the diagrams and tabular statement: -




Particulars of Superstructures, Trunks, Casings, Deckhouses.								
	Coaming	Plating	Stiffeners	Spacing	End Attachments of Stiffeners	Size of Openings	Height of Sills	Height of Casings
Poop Bulkhead								
Raised Quarter Deck Bulkhead ...								
Bridge, After Bulkhead								
Bridge, Forward Bulkhead								
Forecastle Bulkhead Entrance below freeboard deck.	wood 2 1/2"	2" /				28"x45"	8"	3'-3"
Trunk, Aft								
Trunk, Forward								
Exposed Machinery Casings on Freeboard of Raised Quarter Deck	wood 2 1/2"	2"				21"x62"	12"	7'-6"
Exposed Machinery Casings on Superstructure Decks								
Machinery Casings within Superstructures not fitted with Class I Closing Appliances	wood 2 1/2"	2"				24"x63" 21"x63"	12"	7'-6"
Deckhouses on Flush Deck Ships ...								

Particulars of Closing Appliances (state if capable of being manipulated from both sides).	
Poop Bulkhead	
Raised Quarter Deck Bulkhead ...	
Bridge, After Bulkhead	
Bridge, Forward Bulkhead	
Forecastle Bulkhead Entrance.	Hinged hardwood doors, 1 3/4" thick capable of being operated from both sides. ✓
Exposed Machinery Casings on Freeboard of Raised Quarter Deck	Hinged hardwood doors, 1 3/4" thick capable of being operated from both sides. ✓
Exposed Machinery Casings on Superstructure Decks	
Machinery Casings within Superstructures not fitted with Class I Closing Appliances	
Deckhouses on Flush Deck Ships ...	Hinged hardwood doors, 1 3/4" thick capable of being operated from both sides. ✓

PARTICULARS OF PROTECTION TO OPENINGS, ETC.

The following diagrams should be used to indicate the positions of cargo and coaling hatchways, gangway, cargo and coaling ports, ventilators, companionways, etc., which would affect the seaworthiness of the ship:—



Particulars of fiddle, funnel and ventilator coamings, engine room skylight and other openings in machinery casing tops and their means of closing:—
 Funnel and Ventilator coamings of steel and of efficient construction, Engineer room and Forecastle skylights of wood, efficiently constructed with wood hinged flaps and glass ports with protection bars.

Particulars of Flush Bunker Scuttles:—

NONE.

Particulars of Companionways:—

FORECASTLE HEAD. Forecastle companionway on freeboard deck to spaces below, strongly constructed of wood, opening 28"x45", closed with hinged hardwood doors.

Particulars of Ventilators in exposed positions on ~~deck~~ superstructure decks:—

BOAT DECK. Two-12"dia. Cowl type, coaming 16" high and 1/4" thick., to engineroom spaces. ✓
 Four mushroom type, coaming 6" high and 3/16" thick. to accom spaces above freeboard deck. Canvas covers and wood plugs supplied for Cowl Ventilators, Mushroom type fitted with strongly constructed steel tops, secured with screw spindle. ✓

Particulars of Air Pipes in exposed positions on freeboard, ~~deck~~ superstructure decks:—

OIL FUEL TANKS. Two placed at centre line between forward and after deckhouses, 3 1/2" dia, 12" high. pipe ends fitted with gauze wire.

Particulars of Gangway Cargo and Coaling Ports:—

NONE.

Particulars of Scuppers and Sanitary Discharge Pipes:—

TOILETS and WASHBASINS discharging below freeboard deck, One 3"dia. from Passenger Accm. aft fitted with storm valve at shipside.
 One each from Crew and forward Passenger Accom. spaces, fitted with one 3" dia. storm valve at shipside.

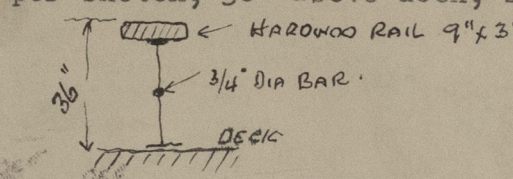
Particulars of Side Scuttles:—

After Accom. Spaces, fitted in deck, three (p&s) 8"dia. heavy glass portlights. ✓

Vertical distance of Sill of lowest Side Scuttle above top of keel none fitted below freeboard deck. ✓

Particulars of Guard Rails:—

Open Rails, two tier, as per sketch, 36" above deck, stanchions spaced approx. 43" apart.



2 Rails?

Particulars of Gangways, Lifelines, etc.:—

None fitted. ✓

X

Particulars of Freeing Arrangements.

	Length of Bulwark	Height of Bulwark	Size of Freeing Ports	Number each side	Area each side	Rule area each side
After W deck. ...	open rails.	✓				
Forward W deck. ...	open rails.					

State position of each freeing port ... (After Well:— -

(F. and A. position and height above deck edge) (Forward Well:— -

State whether the freeing ports are fitted with shutters, bars, or rails, and give particulars of such:— -

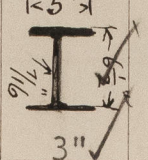
Additional area where sheer is less than standard. -



© 2021

Lloyd's Register Foundation

PARTICULARS OF PROTECTION TO OPENINGS, ETC.

HATCHWAYS ON FREEBOARD AND SUPERSTRUCTURE DECKS.												
Description of Hatchway			FORWARD	AFTER								
Dimensions of Hatchway			HATCH.	STORE.								
			8'-10"	24"dia.								
COAMINGS	{	Height above Deck ...	6"	10"								
		Thickness ...	1"	4" wood								
		Sides ...	2"									
		Ends ...	2"									
		Stiffeners ...	2"									
		Brackets, Stays ...	=	=								
HATCH BEAMS	{	Number ...	one	none								
		Spacing ...	4'-6"	-								
		Scantling and Sketch ...	1x5"	NONE								
				NONE								
		Bearing Surface ...	3"									
FORE AND AFTERS	{	Number ...	N	N								
		Spacing ...	O	O								
		Unsupported Lengths ...	N	N								
		Scantling* and Sketch ...	E	E								
		Bearing Surface ...										
HATCH COVERS	{	Material ...	steel	wood								
		Thickness ...	1/2"	2" ✓								
		How fitted ...										
		Bearing Surface ...	3"	3 1/2" ✓								
Spacing of Cleats												
Number of Tarpaulins			none.	none ✓								
<p>*Are wood fore and afters steel shod at all bearing surfaces? -</p> <p>Are battens and wedges efficient and in good condition? -</p> <p>Are tarpaulins in good condition and in accordance with rule requirements? yes where fitted.</p> <p>Are lashings provided in accordance with rule requirements? yes " "</p>												

Particulars of any special features:— The vessel being a car ferry has a steel hatch which is secured with steel lugs and dogs, three fitted each side and ends of the steel cover.

Endorsement at first survey and at surveys for renewal of Certificate:—

The fittings and appliances are in accordance with the particulars shown on this form (or as now modified) and are in good condition.

