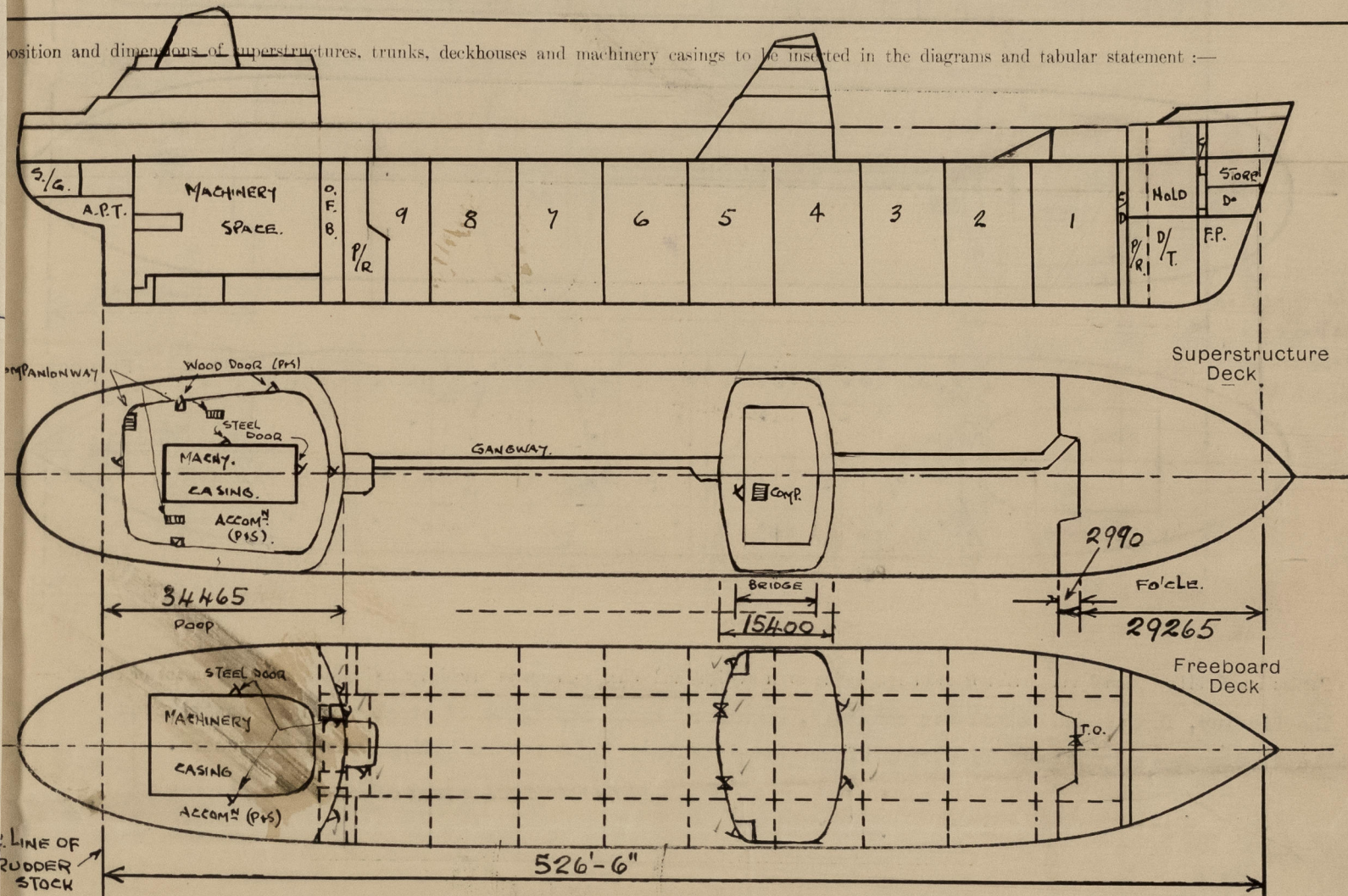


Lloyd's Register of Shipping. SURVEYS FOR FREEBOARD. (CONDITIONS OF ASSIGNMENT.)

Name "SOUTHERN CLIPPER" Port of Survey M A L M Ö  
Number 9814 Surveyor's Signature H. Little  
Nationality and Port of Registry Swedish - Malmö Date of Survey During Construction



SEE ALSO SKETCHES OF SUPERSTRUCTURES.

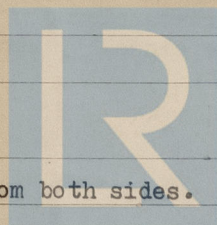
Particulars of Superstructures, Trunks, Casings, Deckhouses.

	Coaming	Plating	Stiffeners	Spacing	End Attachments of Stiffeners	Size of Openings	Height of Sills	Least Height of Casings
Bulkhead ...		.62; .52	250x90x14.5 I	865	B Top W Bottom	1525 x 762 1525 x 610	630	8'-2 1/4"
After Bulkhead ...		.32	130x65x8 I	865	B Top W Bottom	1525 x 610 1295 x 940	460 560	8'-0"
Forward Bulkhead...		.46	250x90x12.5 I	865	B Top W Bottom	1525 x 915 1600 x 1245	460	8'-0"
Castle Bulkhead...		.32	100x75x8 I	865	W Top & Btm.		460	8'-0"
On Flush Deck Ships ...		.52	250x90x14.5 I	865	B Top W Bottom	1500 x 685	630	8'-2 1/4"

Particulars of Closing Appliances (state if capable of being manipulated from both sides).

Bulkhead ...	Hinged steel W.T. doors capable of being operated from both sides.	(Class 1)
After Bulkhead ...	Hinged steel W.T. doors capable of being operated from both sides. Portable steel plates secured by hook bolts.	(Class 1) (Class 2)
Forward Bulkhead ...	Hinged steel W.T. doors capable of being operated from both sides.	(Class 1)
Castle Bulkhead...	Portable steel plates secured by hook bolts.	(Class 2)
On Flush Deck Ships ...	Hinged steel W.T. door capable of being operated from both sides.	(Class 1)

Scantlings of Superstructure bulkheads in accordance with the approved plans.



© 2021

Lloyd's Register Foundation

012585-012590-0037 1/2







## PARTICULARS OF PROTECTION TO OPENINGS, ETC.

HATCHWAYS ON FREEBOARD AND SUPERSTRUCTURE DECKS.											
Freeboard Deck											
Forecastle Deck											
Description of Hatchway ... ..			Cargo tanks	Cofferdams & Oil fuel tanks	Cargo Sight Holes	Butterworth opening	Access Hatch to Fore Hold	Store Hatch	Hatch to Fore Hold	Store Hatch	Hatch to Fore Hold
Dimensions of Hatchway ... ..			1180 x 670	455x380	190mm dia	317.5 dia.mm.	1030 x 830		3425 x 5190	1080 x 1280	3425 x 5190
COAMINGS	{	Height above Deck ...	815 mm	305	635		230	475	625	825	
		Thickness { Sides ...	.50	.40	.40		8 mm	.40	10 mm	.44	
		Stiffeners ...	5 1/2" x 1"								150x75x11
		Brackets, Stays ...	Flat bar								3 off ends-1 off sides
HATCH BEAMS	{	Number ... ..						1 off			
		Spacing ... ..							1712 mm		
		Scantling and Sketch ...									
		Bearing Surface ... ..									
FORE AND AFTERS	{	Number ... ..									
		Spacing ... ..									
		Unsupported Lengths ...									
		Scantling* and Sketch ...									
		Bearing Surface ... ..	Closed W.T. by 13 mm thk. steel						Hinged Steel W.T. Covers		
HATCH COVERS	{	Material ... ..	Steel	Steel	Steel	3/4" dia. Bolts	Steel	S.P.	Steel	Steel	
		Thickness ... ..	.50"	.50"	.78"	closely Spac.	8 mm	3"	8.5 mm thk	.36	
		How fitted ... ..	Closed W.T.	Hinged	Hinged	Secured w.T.		F & A	(Stiffened)	Stiffers	170x90x12
		Bearing Surface ...	by Hing. Strong back.	by single strong back				3"		and 225x90x12	
		Spacing of Cleats ... ..	Arrgt as per	4 & 6	toggles		6 toggles	24"	6	Toggles spaced	
		Number of Tarpaulins...	approved plan					1	toggles	as approved	425 mm

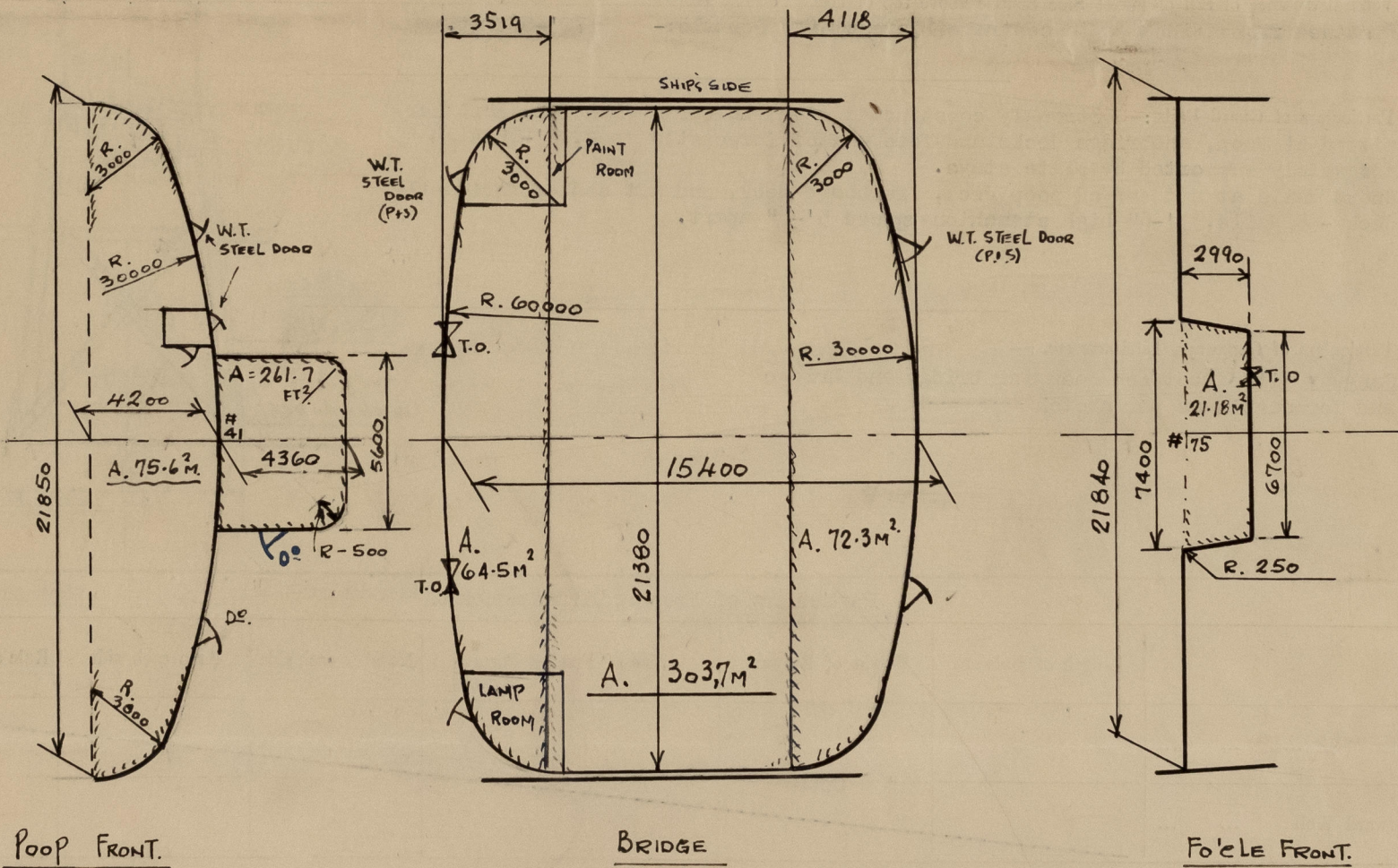
\*Are wood fore and afters steel shod at all bearing surfaces? -

Are battens and wedges efficient and in good condition? Yes

Are tarpaulins in good condition and in accordance with rule requirements? Yes

Are lashings provided in accordance with rule requirements? Yes

Particulars of any special features :—



### Poop Deck Hatchways

1020 x 1020, coaming 460 x 10 mm, closed by hinged steel  
W.T. cover 8 mm thick (stiffened) - 8 toggles.

Rope Store Hatch 820 mm dia., coaming 460 mm high x 10 mm  
closed W.T. by hinged steel cover 10 mm thk.  
with 6 toggles.

Deck line placed 915 mm from top of steel deck produced.