

# NO 193. PROFILE & DECK PLANS.

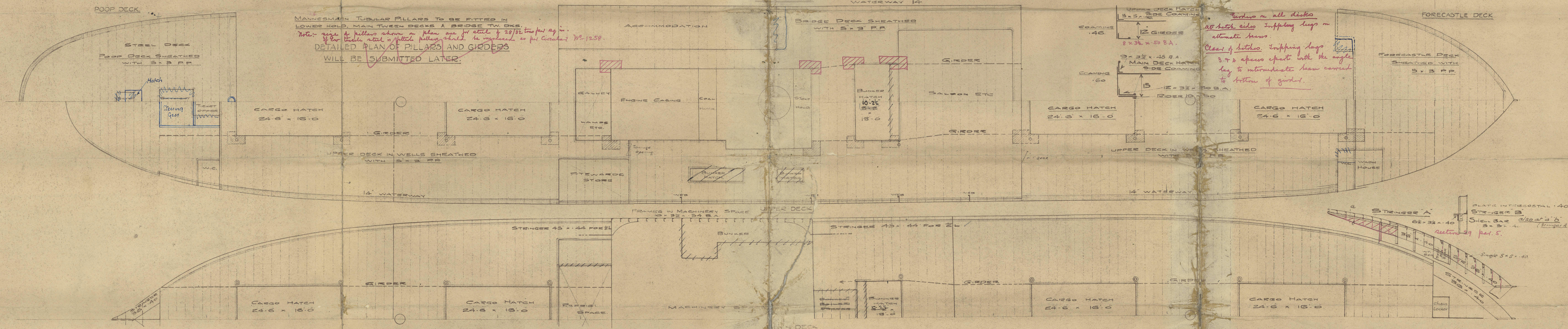
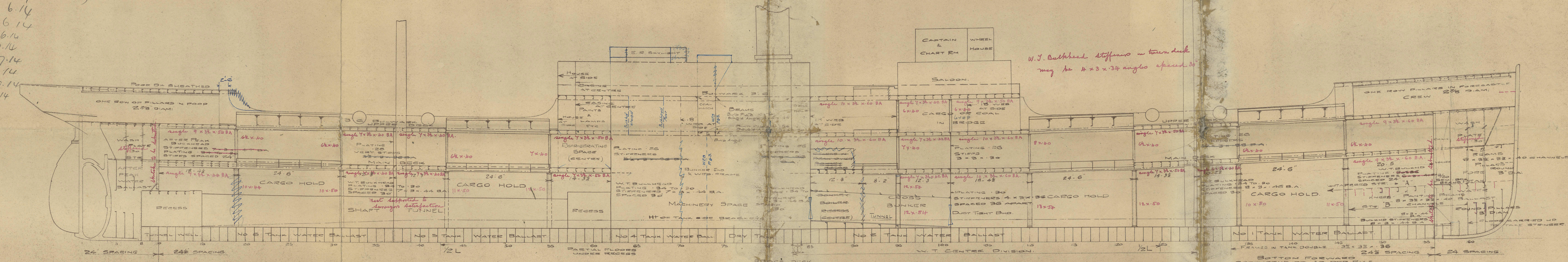
PRINCIPAL DIMENSIONS.

LENGTH P.P. 337.0  
BREADTH EXT. 48.0  
DEPTH M.D. 25.0

SCALE 1" = 10'.

17.4.14  
20.4.14  
2.5.14  
9.6.14 (No. 190)  
11.6.14  
23.6.14  
25.6.14  
14.7.14  
24.7.14  
14.8.14  
19.9.14  
8.10.14

W.V. Bulkhead stiffeners in tween deck  
may be 4" x 3" x 3/4 angles spaced 30"



Bulkheads on all decks  
all hatch sides. Infilling lugs on  
alternate frames.  
Clear of hatches. Infilling lugs  
3" x 3" spaced apart with the angle  
lag to intermediate beam carried  
to bottom of girders.

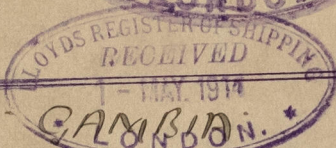

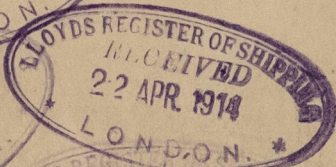
THE IRON SHIPBUILDING COMPANY  
LIMITED  
DATE April 9th 1914  
DRAWING NO S239  
WILLINGTON QUAY-ON-TYNE



42-19374

Profile & Deck Plans

~~Parana~~<sup>9</sup>


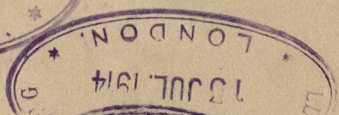




S.S.

~~GAMBIA~~ N.

NEWCASTLE ON TYNE.

Report No. 68125



S.S. CABOON

(Now Parana)  
Report No. 67353

012888-012897-0062