

TINTED PARTS DENOTE ALTERATION FROM
THOSE OF SN 1430. THE OTHERS ARE TO BE SIMILAR

CARGO BOAT (TWIN SCREW)

LR CLASS 100A 1
N.K. CLASS N.S.*

EQUIPMENT		
3 - BOWER ANCHORS	STOCKLESS	11.755 COLLECTIVE
1 - STREAM ANCHOR	ORDINARY	1.195 EX STOCK
CHAIN CABLE	HAST STEEL	560' x 3.0" 4"
STREAM STEEL WIRE	(6-24)	210' x 1.0" 1.25"
TOW LINE STEEL WIRE	(6-24)	210' x 1.0" 1.25"
HAWKERS	2 MANILA	165' x 6.5"
WARPS	2 MANILA	165' x 6.5"


EQUIPMENT NUMBER		
L x (B + D)	140 x (19 + 10.5)	4.132.00
FILE	11.23 x 2.30 x .75	10.37
BRIDGE	6.45 x 2.45 x .50	17.22
POOP	7.07 x 2.30 x .75	12.20
BRIDGE DE HOUSE	28.40 x 2.35 x .50	58.37
UPP BR DE HOUSE	28.00 x 2.45 x .50	56.80
BOAT DE HOUSE	27.00 x 2.45 x .50	53.81
METRIC UNIT		4.572.00

PRINCIPAL DIMENSIONS		
LENGTH P.P.	140.00	(459.34)
BREADTH M/L	19.00	(62.34)
DEPTH TO UPPER DE	10.50	(34.45)
DEPTH TO BRIDGE DE	12.95	(42.49)
DESIGNED DRAFT	8.40	(27.56)
FRAME SPACE		
BOTH PEAKS	600	
2L FROM FORE END - COLL WHD	650	
ELSEWHERE	800	


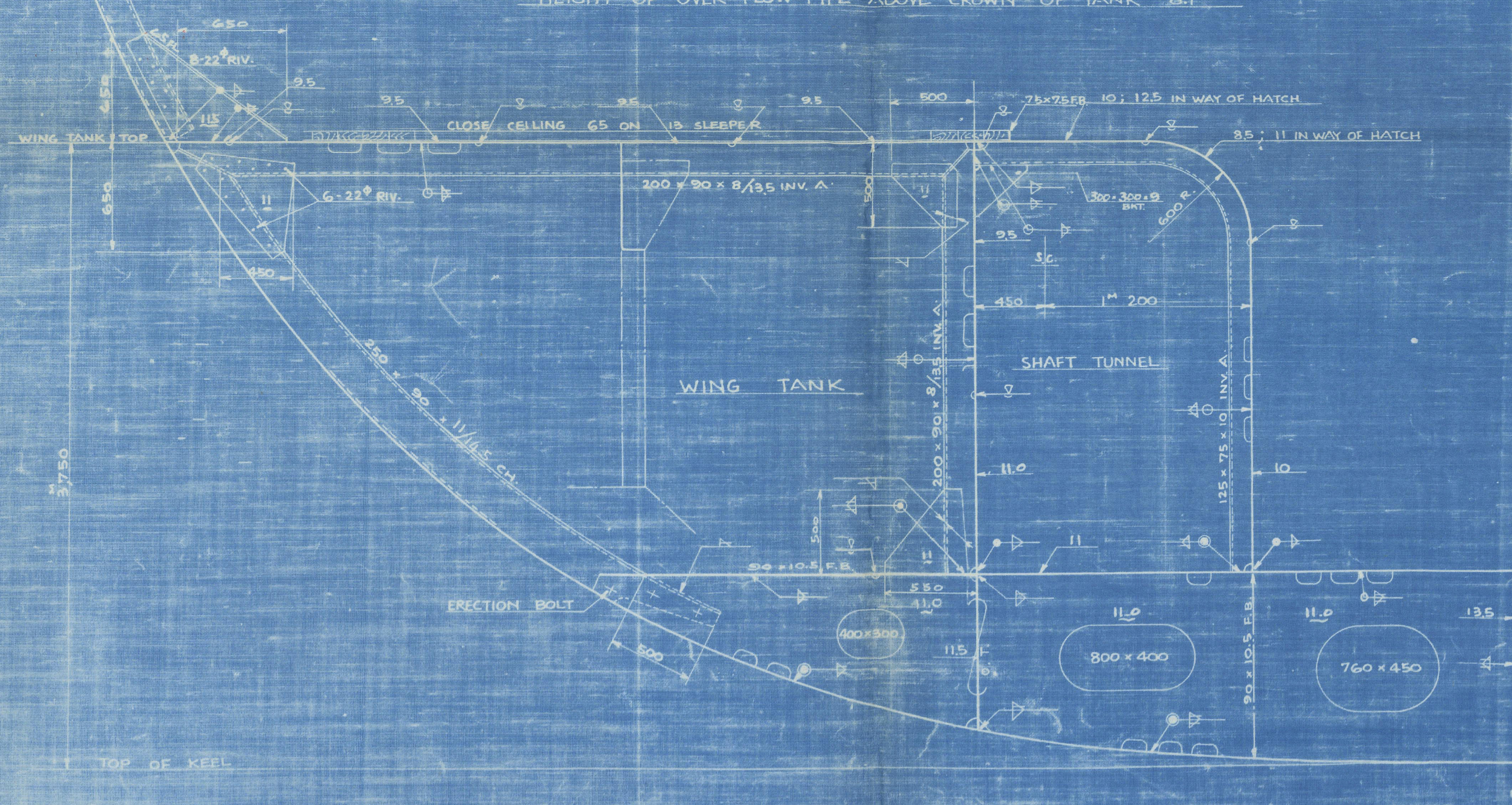
FILE DE PL 8
POOP DE PL 7.5

SECTION IN WAY OF CLEAR OF BRIDGE

FILE SIDE PL 11
POOP SIDE PL 10



SECTION IN WAY OF WING FUEL OIL TANK



MITSUBISHI KAIEN KAISHA
7650' TWIN SCREW CARGO MOTOR SHIP

MIDSHIP SECTION

APPROVED
DATE - 12-5-53
MODIFIED BY
P.C.C.

DIMENSION 140'0" x 19'0" x 10'5"
SCALE 1/25 10 CLASS N.K.L.R.
INITIAL DESIGNING SECTION
SHIP DESIGNING DEPARTMENT
MOSUWAO WORKS

DRAWN BY
CHECKED BY
DATE
MOSUWAO ZENJI KAWASUMI YOSHIO
TOKYO
SHIP NO 1437 DRAWING NO
DATE 1595

012333 01233 0124
Lloyd's Register Foundation

RECORDS
LONG

1047

★ "VICTORIA MARU."

mitsubishi zonen

YARD NO 1437

MIDSHIP

SECTION



© 2021

Lloyd's Register
Foundation

012888 - 012897 - 0184

FOR APPROVAL

London



MAY - 1. 1953



© 2021
Lloyd's Register
Foundation