

CAST STEEL STERNFRAME

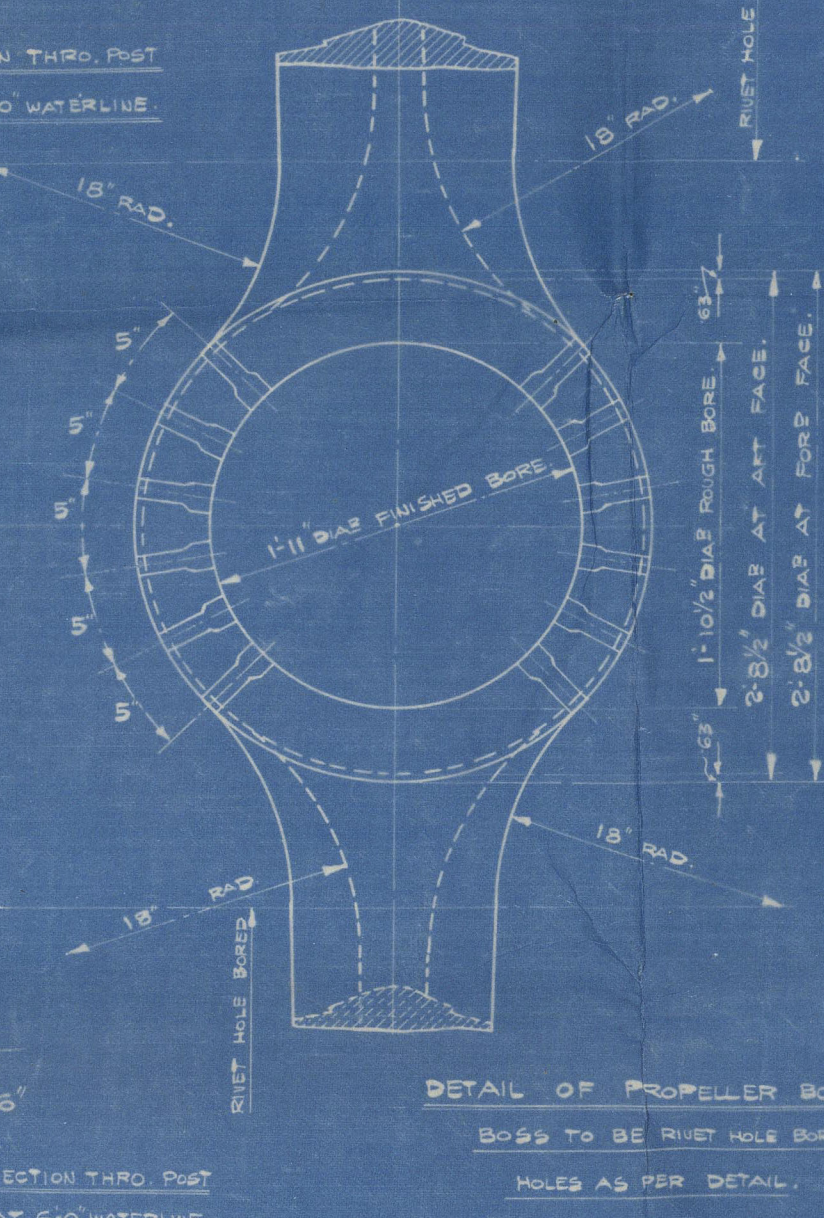
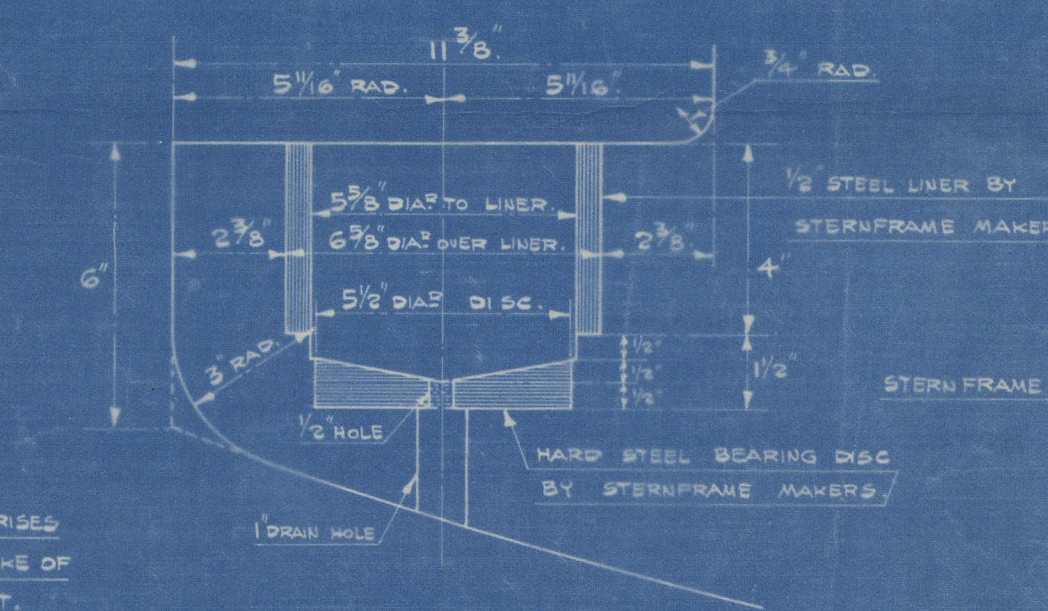
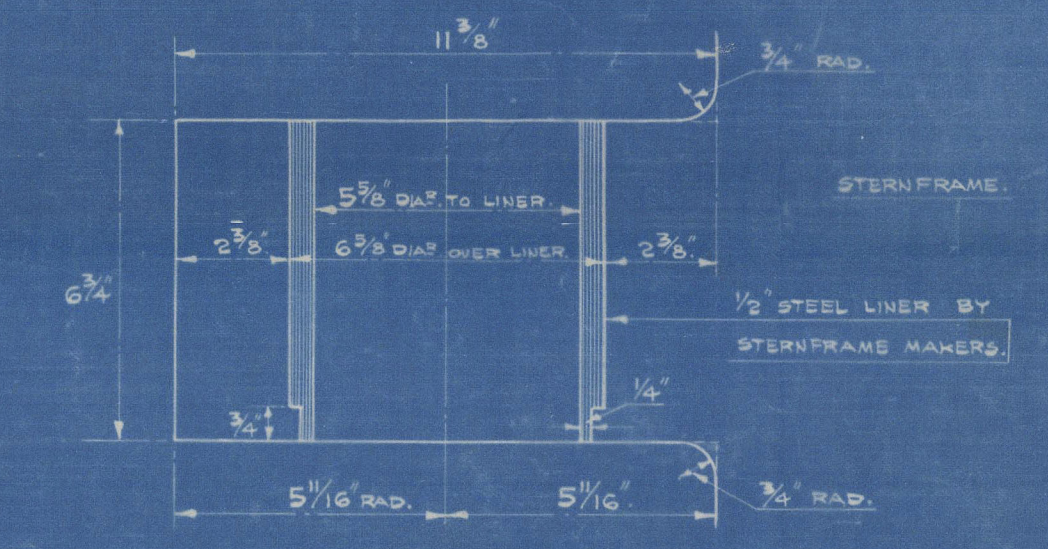

S. S. N° 866

SCALE 1" = 1 FOOT.
DETAILS:- SCALE AS INDICATED.

MATERIAL TO BE BEST QUALITY CAST STEEL
ALL SURFACES TO BE SMOOTH FINISHED

DIMENSIONS - 360" O.P. (ON LUL) x 57" HALL 80" HALL (21" HALL) x 36" HALL TO UPPER DECK.
TO CLASS 100 A1H "ARFORM" LLOYD'S SPECIAL SURVEY. FITTED WITH CRUISER STERN.
FIRST LONGITUDINAL NUMBER L x D = 3630.
PROPELLER POST & RUDDER POST TO BE STREAMLINE, AS PER DETAILED SECTIONS.
ANY EXCESS ON THE GIVEN SCANTLINGS WILL NOT BE PAID FOR.
STERNFRAME TO BE RIVET HOLE BORED, SIZE & SPACING OF HOLES AS INDICATED.
PROPELLER BOSS TO BE RIVET HOLE BORED, HOLES AS PER DETAIL.
THROUGH RIVET HOLES TO BE BORED 1" DIA. THRO. POST.
POINTS OF RIVETS, CONNECTING SHELL PLATING TO STERNFRAME, TO BE LEFT FULL.
CENTRE LINE OF STERNFRAME TO BE WELD ALL ROUND CASTING, WHERE POSSIBLE.
PATTERN OF STERNFRAME TO BE TESTED BY SHIPBUILDER'S REPRESENTATIVE BEFORE CASTING.

STERNFRAME DESIGNED TO SUIT DOUBLE PLATE RUDDER.
DIA. OF RUDDER STOCK 31/2"



FINISHED BORE OF PROPELLER BOSS 1-11\"/>

CENTRE LINE OF SHAFT RISES TOWARDS AFT, AT A RATE OF APP. 1/16\"/>

CUSTOMER'S STAMP
E.P.
15/5/33

25'-5 3/8\"/>

MUST NOT EXCEED 1'-5 3/4\"/>

MUST NOT EXCEED 3'-4\"/>

MUST NOT EXCEED 3'-4\"/>

MUST NOT EXCEED 1'-2 1/2\"/>

THICKNESS OF METAL AT THIS POINT. MUST NOT EXCEED 7\"/>

RIVET TACKLING NOT TO EXCEED 5 DIAS IN OUTER ROW.

ROWS OF RIVETS IN WELDED REEL PLATE 1/16\"/>

CAST STEEL STERNFRAME

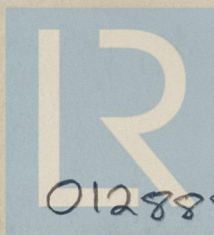
S. S. N^o 866

Copy of Lloyd's App^d

B.

S. S. "ARGGOW"

GREENOCK FIRST ENTRY REPORT N^o 19448.



© 2021

Lloyd's Register

012888-012897-0204