

MIDSHIP SECTION

SCALE 1:20

PRINCIPAL DIMENSIONS

LENGTH O.A.	58	METER	190'-3 1/2"
L.W.L.	58.68	"	182'-3 3/8"
BREADTH LLOYD'S = 96% - 9A.	14.68	"	27'-3 1/8"
DEPTH TO UPPERDECK	1.66	"	5'-5 1/8"
	1.46	"	4'-9 3/4"

CLASSIFICATION LLOYD'S 100.A.1 WITH FREEBOARD
CORRESPONDING TO A C.S.S. VESSEL WITH TONNAGE OPENING

FIRST NR. L x D = 182.68 x 15.25 = 2766.2460
SECOND NR. L x (B+D) = 182.68 x (27.9 + 15.25) = 7882.8056
 $\frac{L}{D} = \frac{182.68}{15.25} = 12.0$

EQUIPMENT

NR. L x (B+D) = 7882
DECKH. L x H x 1/2 = 35.5 x 7 x 1/2 = 124
EQUIPMENT NO. 8006
3 BOWER ANCHORS 14 1/2 CWT = 735 KG
1 STREAM " 4 1/4 " = 215 "
STUD LINK CHAIN 195 FATHOMS 13/16" DIAM. MIN. WEIGHT = 141 1/4 CWT
STEEL WIRE 60 " 3" (6 x 12 FLEXIBLE ST. W. ROPE)
" 75 " 2 3/4" (" " " ")
HAWERS (HEMP) 90 " 6"

NOTE. FOR FRAMING IN PEAKS
SEE SEPARATE DRAWINGS


Bullhead Plating to Rule

With increased fold of 1/4" for stem.

Stayed as for peak

With increased fold of 1/4" length from stem

Plate and angle continuous



FRAME 30 assumed 28"
Frame spacing assumed 28"

FOR CENTRE LINE BULKHEADS
SEE CONSTRUCTION PLAN

LOWERED DOUBLE BOTTOM SYSTEM, NIESTERN
BRITISH PATENT NO 443630/1934
SEE SEPARATE DRAWING

GERR. NIESTERN
SCHEERSBOUW
DELFTZUL - HOLLAND
BOUW NO 226
TECK. NO 4


JKL
11/1/39

Solid floors in every frame in E.R. and fwd. 3/4" L.E.R. fwd. 1/2" L
Electric welding to comply with the rules


LONDON


GEBR. NIESTERN

Nº 226



369

"BATAVIER" 



Lloyd's Register
Foundation

014004-014014-0026