



# PROPOSED TWIN SCREW PASSENGER & CARGO STEAMER FOR COSULICH LINE

Class 100 A1 with freeboard corresponding to  
an Extreme Summer Draft of 29'-0"

Length B.P. 599'-0"  
Beam (mid) 49'-6"  
Depth (Mid to Deck) 46'-6"



Double Bottom  
Centre Girder 61 1/2 x 49 x 55  
Margin Plate 42 1/2 x 67  
Frame Brackets 51  
Transverse & Longitudinal 50

Y Frame  
Span 60 ft. 6 in. 11 ft. 6 in. forward of 3/16" G. Collision Bulkhead 900 ft. 11 in. clear  
Main Frame 9 1/2 x 5 1/2 x 42 ft. 6 in. E + D  
Keelson 5 1/2 x 3 x 40 ft. 6 in. E + D  
Peak frame 9 1/2 x 5 1/2 x 47 ft. 6 in.  
Transverse above E + D deck, diagonally 5 x 1 1/2 x 45 ft. 6 in. 11 ft. 6 in. clear  
Deep Holes in Transverse above E deck spaced about 34' apart

Scallops on Double Bottom  
Tide framing forward to point of Bulkhead as per Rule

Centre Hatch 62 1/2 x 65 x 55

56'-52" midships 85'-64" 45'-64"

8 Side Bulkhead  
Extra 3/16" Sectional engine frames

Hull Keel 62 x 101 x 89

Bottom Plating 84 ft. 6 in.  
3 Strakes mid Keel 83 ft. 6 in. to Bulkhead

Open Hatch  
Span 11 ft. 6 in. on lower space  
Frame 15 ft. 6 in. x 11 ft. 6 in. Bulkheads 11 ft. 6 in.  
Open Hatch strong above 10 ft. 6 in. clear. Hatch 11 ft. 6 in. x 11 ft. 6 in.

10'-5 1/2 x 12 ft. 6 in.	Span 7'-2"
10'-5 1/2 x 12 ft. 6 in.	

64 1/2  
47 1/2



Outline mid section  
Sent AT Wall

2<sup>nd</sup> Modified design  
for draft 29-0

27/11/21

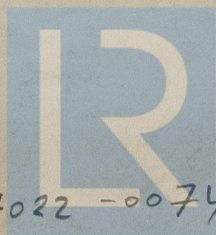
Basin for Vessel  
as approved finally

~~Satonia~~

~~Gen. Box 286~~

PLANS TRANSFERRED  
TO SISTER VESSEL

**CARIBIA** ★



© 2021

Lloyd's Register  
Foundation

014015-014022-0074