

# CARGO BOAT (TWIN SCREW)

L.R. CLASS NK. CLASS 100A1 N.S.\*

## EQUIPMENT

3-BOWER ANCHORS	STOCKLESS	2400	COLLECTIVE
1-STREAM ANCHOR	ORDINARY	24	STOCK
CHAIN CABLE	CAST STEEL	3600	2 1/2"
STEEL WIRE	(A-14 JES BRIDGE)	15000	4 1/2" CP (18 3/4")
TOW LINE STEEL WIRE		15000	2 1/2" CP (10 1/2")
HAWSERS	2 MANILA	10000	8" CP (10 1/2")
	3 STEEL WIRE SPECIALLY FLEXIBLE	10000	8" CP (10 1/2")
WARPS	2 MANILA	10000	8" CP (10 1/2")
	2 STEEL WIRE SPECIALLY FLEXIBLE	10000	2 1/2" CP (10 1/2")

\* SPECIALLY INCREASED BY OWNER'S REQUIREMENT

## EQUIPMENT NUMBER

1- (A-14)	1800	(18 3/4")	18 3/4"
2- (A-14)	1800	(18 3/4")	18 3/4"
3- (A-14)	1800	(18 3/4")	18 3/4"
4- (A-14)	1800	(18 3/4")	18 3/4"
5- (A-14)	1800	(18 3/4")	18 3/4"
6- (A-14)	1800	(18 3/4")	18 3/4"
7- (A-14)	1800	(18 3/4")	18 3/4"
8- (A-14)	1800	(18 3/4")	18 3/4"
9- (A-14)	1800	(18 3/4")	18 3/4"
10- (A-14)	1800	(18 3/4")	18 3/4"

## PRINCIPAL DIMENSION

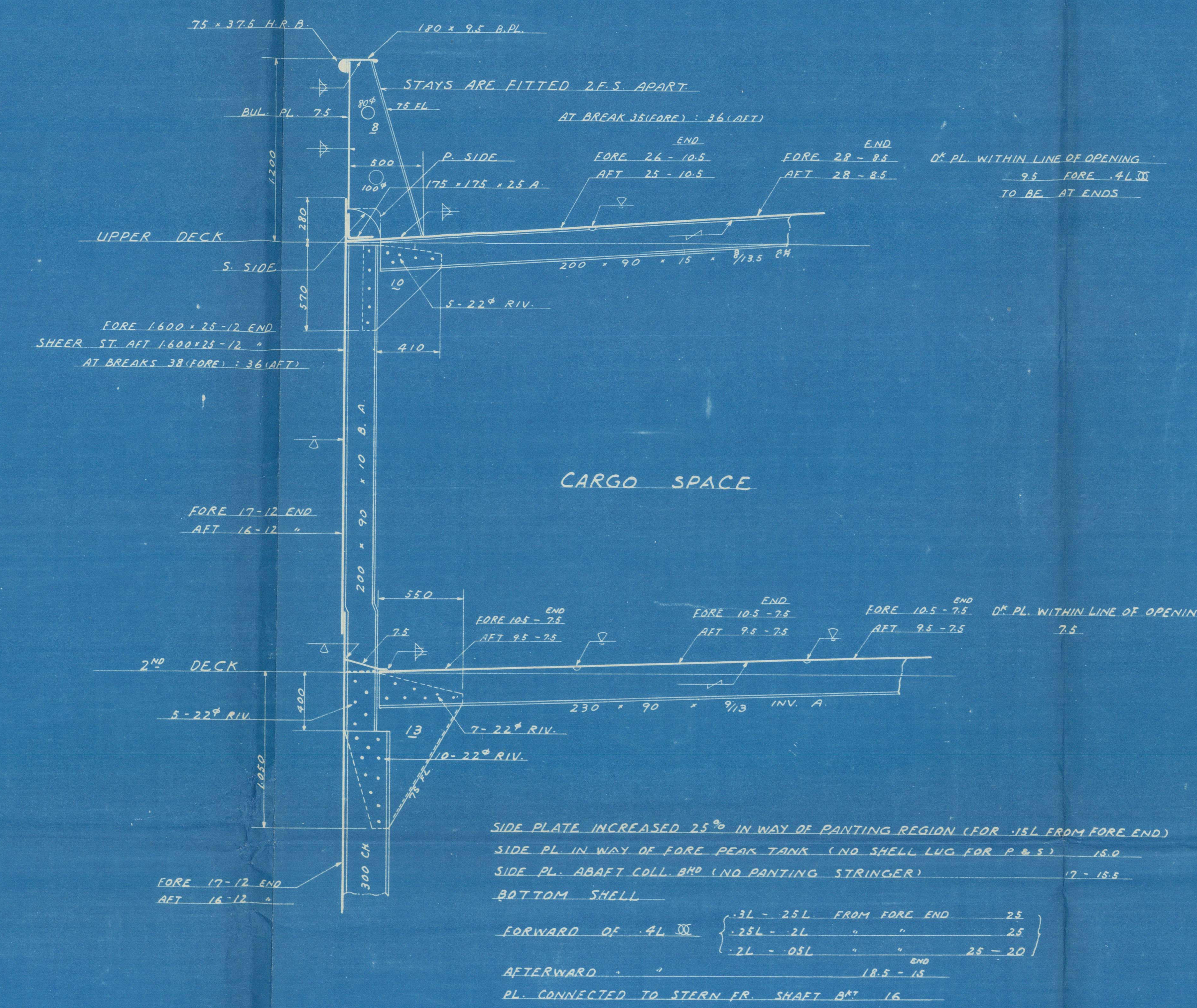
LENGTH	P.P.	180.00	(183.34')
BREADTH	MID	19.00	(19.68')
DEPTH	TO UPPER DECK	10.50	(10.94')
DEPTH	TO BRIDGE DECK	12.50	(12.94')
DEPTH	(FROM TOP OF KEEL)	12.50	(12.94')

## FRAME SPACE

BOTH PLAYS		1.00
2.00 FROM FORE END	COLL. B.M.	1.00
ELSEWHERE		1.00

FILE OF PL. 10  
ROOF OF PL. 10

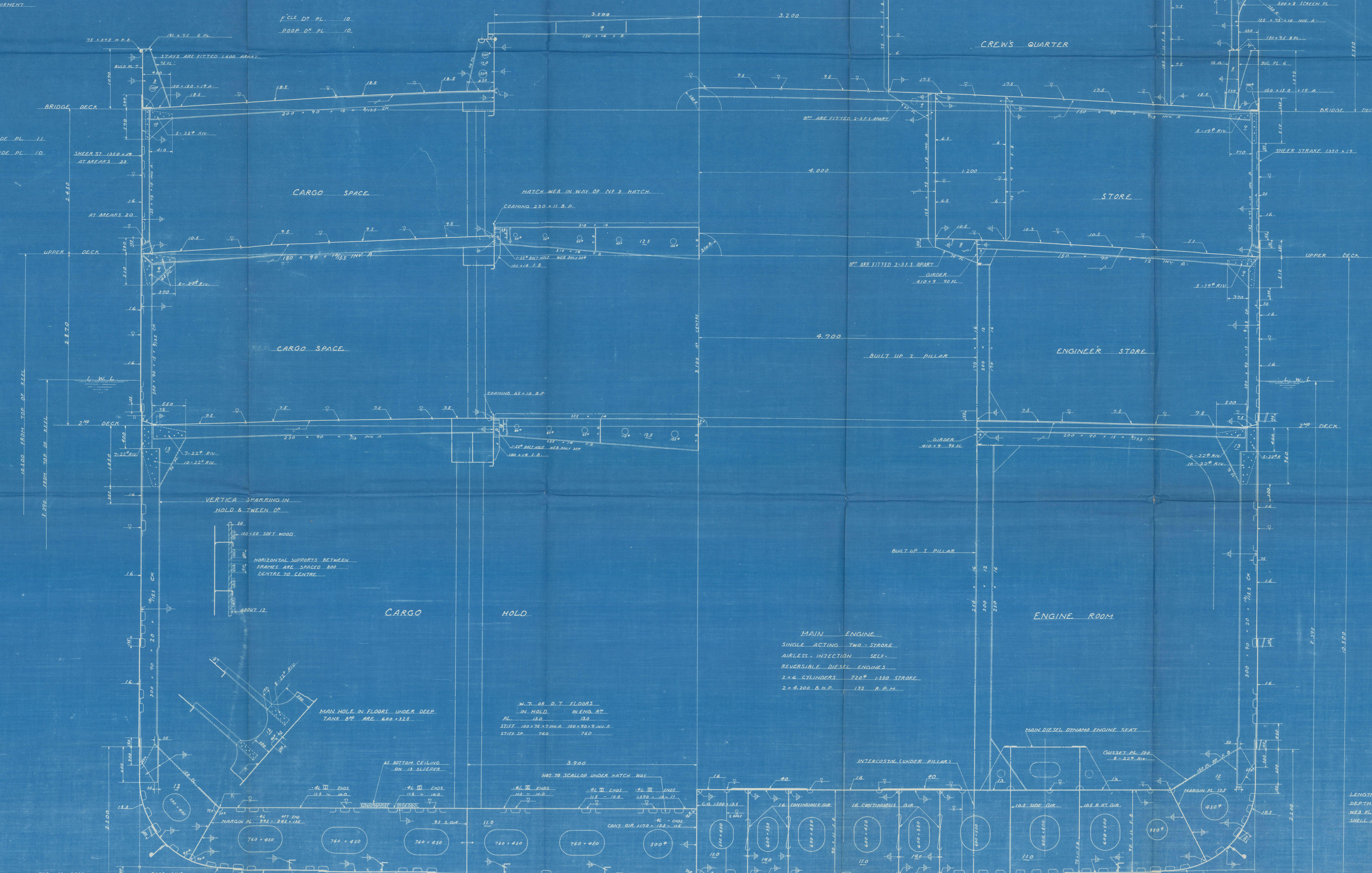
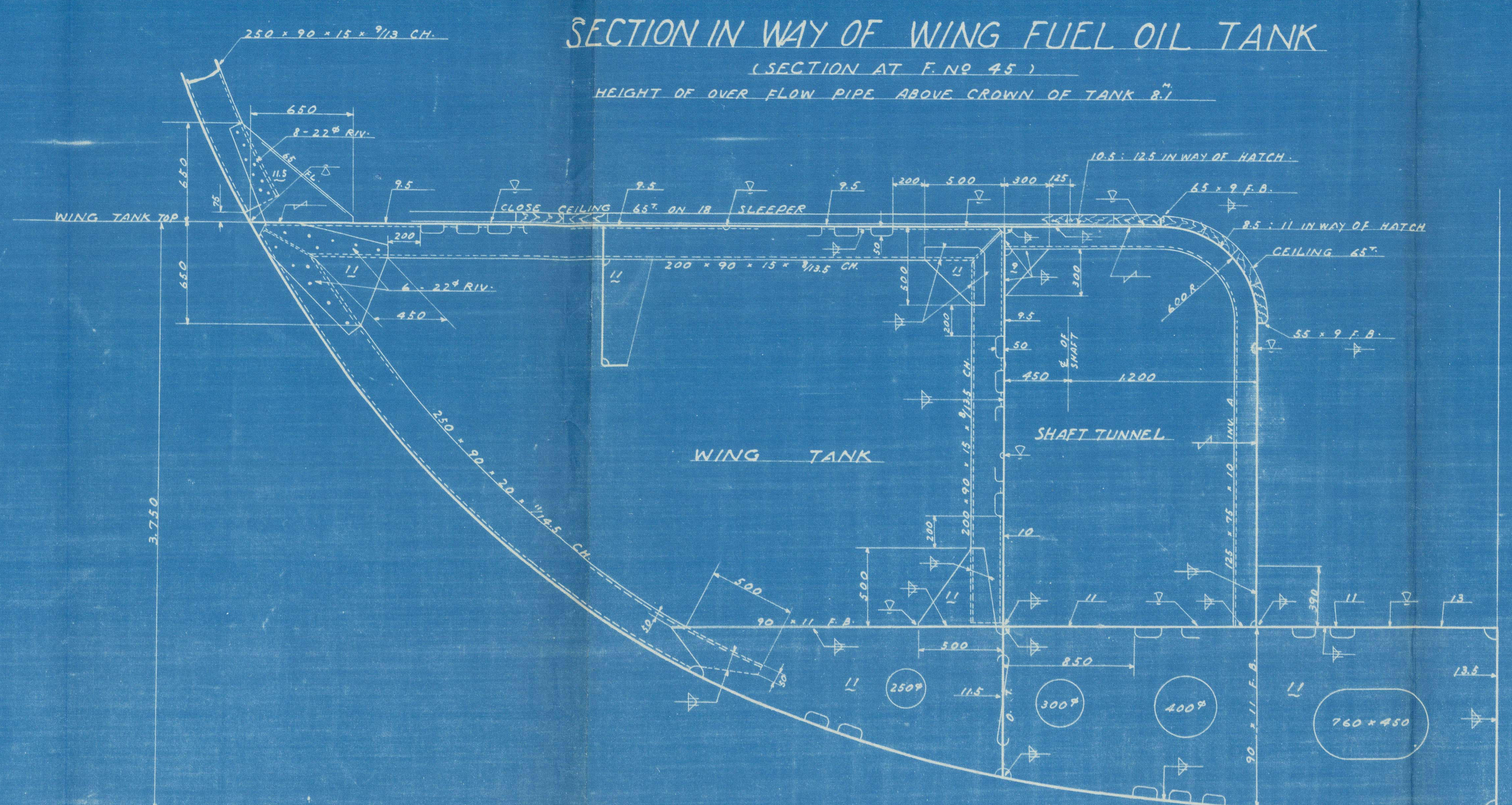
## SECTION IN WAY OF CLEAR OF BRIDGE



## SECTION IN WAY OF WING FUEL OIL TANK

(SECTION AT F.N.B. 45)

HEIGHT OF OVER FLOW PIPE ABOVE CROWN OF TANK 87



N. Y. K. AKI MARU

MIDSHIP SECTION

(FINISHED PLAN)

DIMENSION 1400 190 105

SCALE 1/8" = 1'-0"

DESIGNED BY SECTION

SHIP DESIGNER'S SIGNATURE

SHIP NO. 1438

SHIP NAME H-110



"Aki Maru." ★

RECORDS DEPT.,  
LONDON.



Midship Section.

(Finished Plan)




© 2021

Lloyd's Register  
Foundation  
014 796 014805-0057



NS-606  
FEB. 2.1954  
FEB. 2.1954



*T. Okabe*



© 2021

Lloyd's Register  
Foundation