
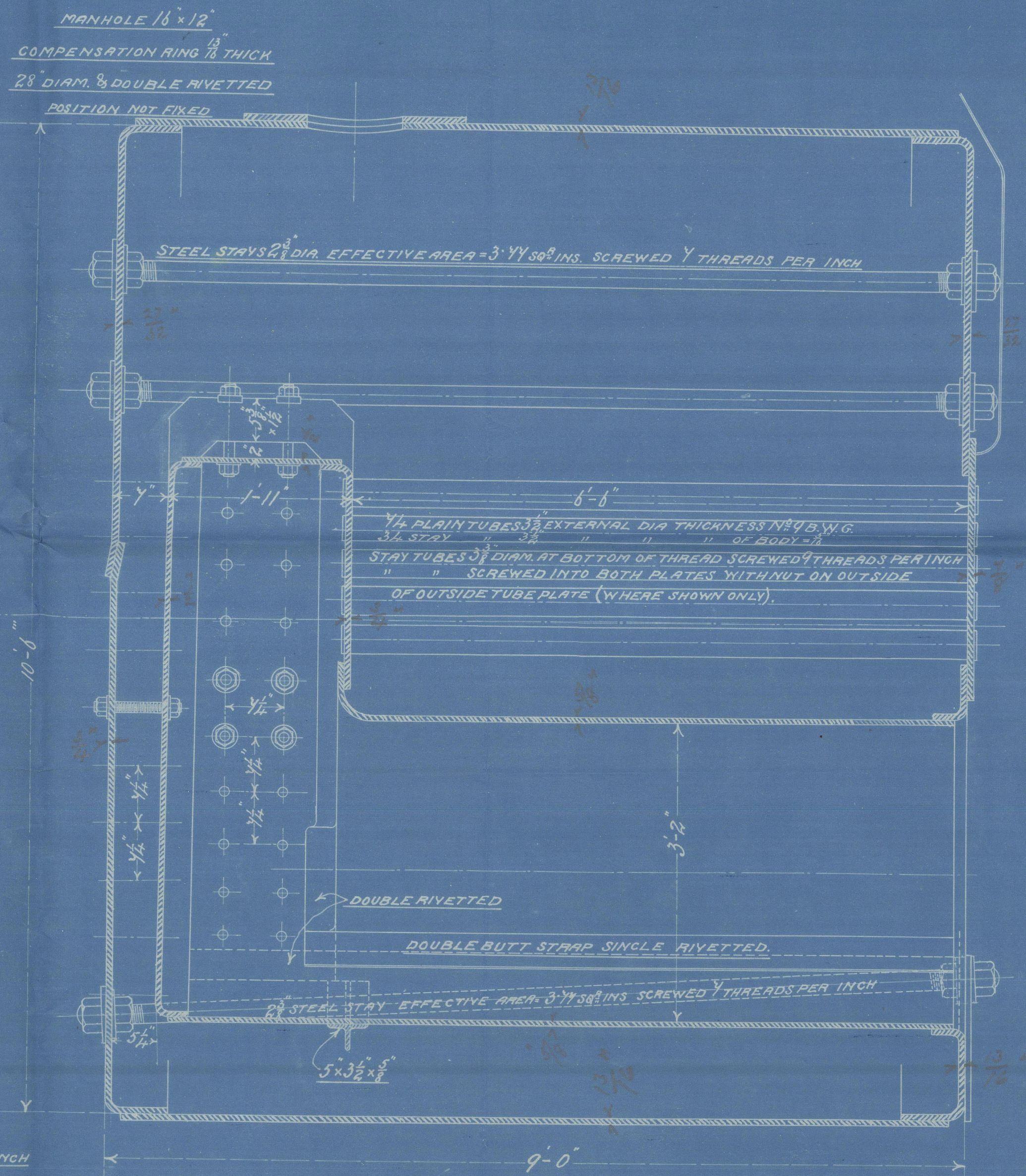


Rev 12:96
14:12:96




FIREBOX STAYS OF STEEL SCREWED 10 THREADS PER INCH
ALL ARE 1/2" DIA EXCEPT BACK MARGINAL ROWS WHICH
ARE TO BE 1/2" DIA
EFFECTIVE AREA OF 1/2" STAY = .98 SQUARE INCHES
" " 1/2" " = 1.47 " "



THICKNESS OF PLATING	
CIRCUMFERENTIAL SHELL-STEEL-1/8" THICK	
STAYS FOR D ₂	11 - 1/8"
END UPPER PLATES	11 - 3/32"
BACK LOWER	11 - 3/4"
FRONT	11 - 1/8"
" TUBE	11 - 1/8"
INNER	11 - 1/8"
FIREBOX BACKS	11 - 1/2"
" SIDES	11 - 1/2"
" TOPS	11 - 1/2"
" GIRDELS-IRON TWO-@ 1/2"	
FURNACES	STEEL 5/8"
SURFACES	
TUBES 108 @ 6'-6" = 64.3	SQ. FT.
FURNACES	= 43 " "
FIREBOXES	= 90 " "
INNER TUBE PLATE-14	" "
TOTAL	= 823 SQ. FT.
GRATE SURFACE 4'-6" BARS 28 1/2	

WORKING PRESSURE	
LLOYD'S	
PLATE SECTION	6.5 - 112.5 = 82.6%
RIVET	3 x 90.4 x 1.45 x 85 = 83.9%
CIRCUMFERENTIAL SHELL	20 x (13-2) x 82.6 = 144.8%
END UPPER PLATES	18.5 x 13.5 = 142.6%
" " STAYS	3.44 x 9000 = 143.5%
OUTER TUBE PLATE	150 x 14 = 144.7%
STAY TUBES	(8.24 x 6.49) 5500 = 148%
COMBUSTION CHAMBER TOPS	120 x 9 = 141.2%
" " BACKS+SIDES	120 x 9 = 146%
" " STAYS (ORDINARY)	98 x 8000 = 149%
" " (BACK) VARIOUS	1.44 x 8000 = 141%
" " GIRDER	8000 x 3.375 x 1.2 = 14.3%
" " TOP	98 x 8000 = 144%
FURNACES	89100 x 6.25 = 142.6%
" COMPRESSION	8800 x 6.25 = 140.1%

—BOILER N° 305—
DIAMETER=10'-6" LENGTH=9'-0" WORKING PRESS=140 LBS
SCALE 1/4" INCH TO THE FOOT
11/24/96 AD




Rev 12:96
14:12:96

Thos Porter
for

Hall Russell
O.S. No 305-

W^m Report - No 5470

W. D. Craig Gowan
140 lbs



ABN26-0043



© 2021

Lloyd's Register
Foundation