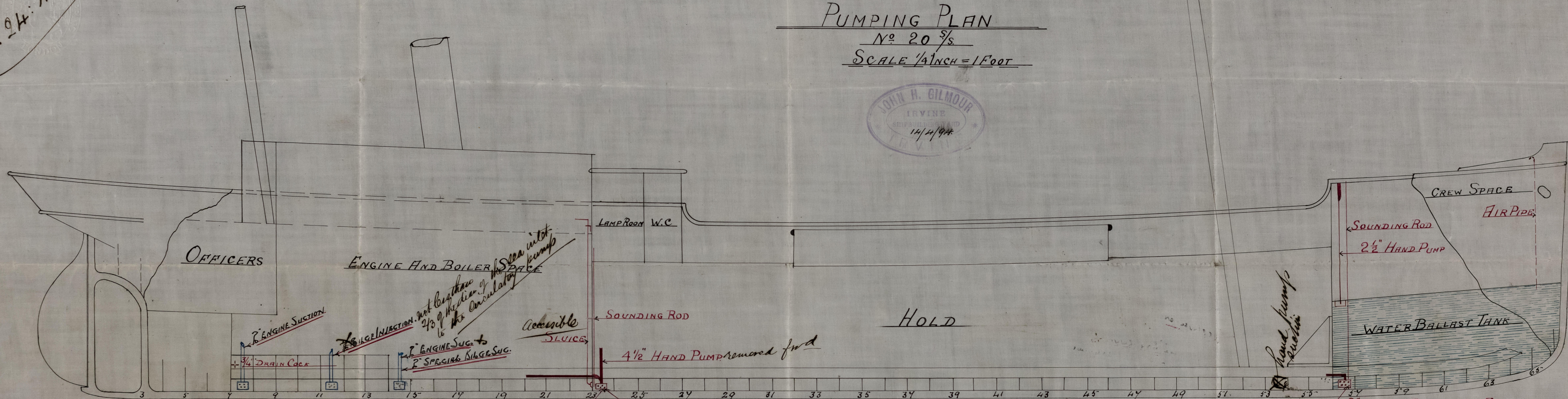



Dr. 24.4.94

# PUMPING PLAN

Nº 20 <sup>5</sup>/<sub>8</sub>

SCALE 1/4 INCH = 1 FOOT



*ENGINE INJECTION not being there  
2/3 of the water of the circulating  
to the sea into the pump*

*ACCESSIBLE  
SLUICE*

*4 1/2\"*

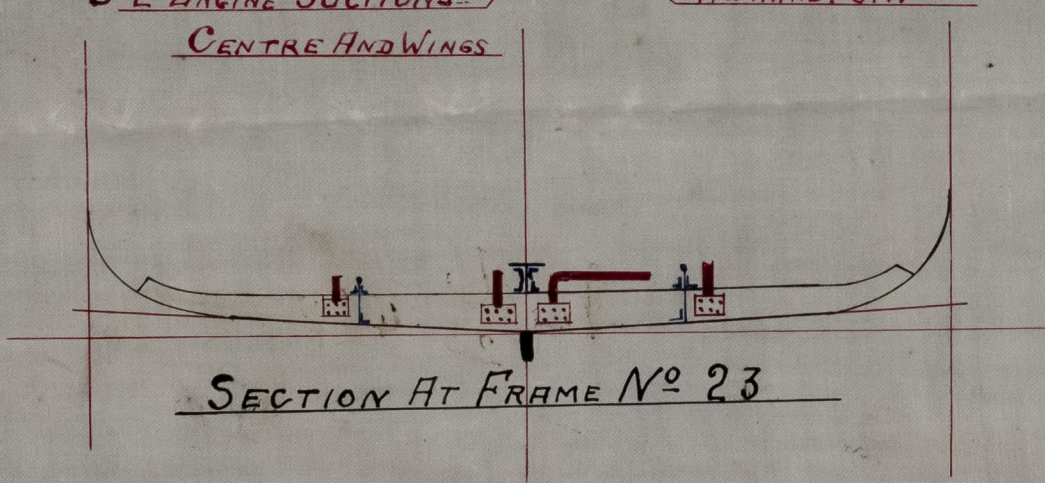
*Hand pump  
connection*

*3-2\"*

*CENTRE AND WINGS*

*4 1/2\"*

*2\"*




SECTION AT FRAME Nº 23

*N.A.  
23-4-94*



S.S. "Beckman" Glasgow Report 13092.

GLS 242-0082



© 2021

Lloyd's Register  
Foundation