


MIDSHIP SECTION.

SCALE 1/2 INCH = ONE FOOT.

DIMENSIONS 322' 0" x 41' 6" x 24' 0" M.D. 20' 8" HOLD.

TO CLASS AT LLOYDS 100 A1 STEEL PART AWNING DECKED.

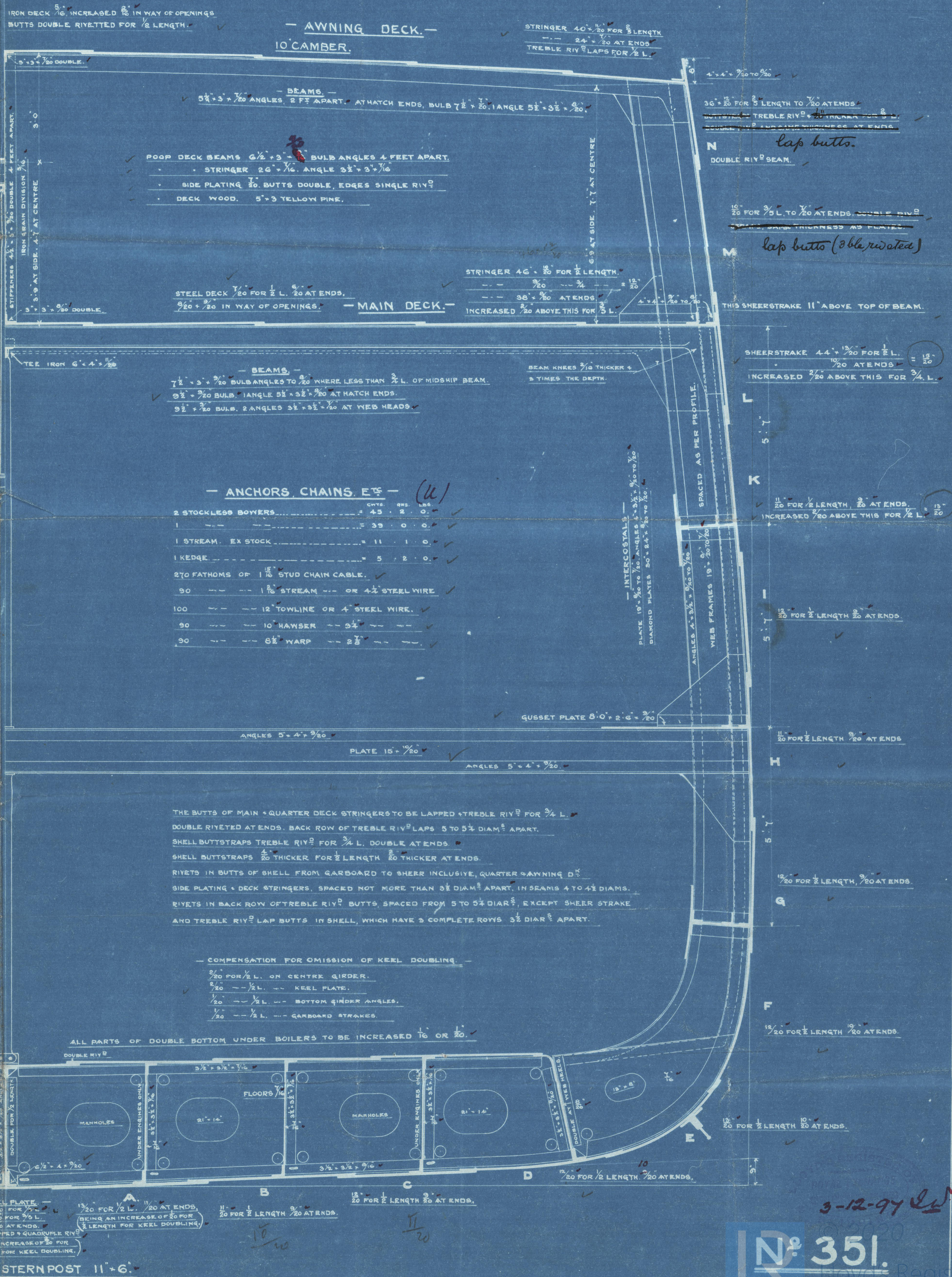
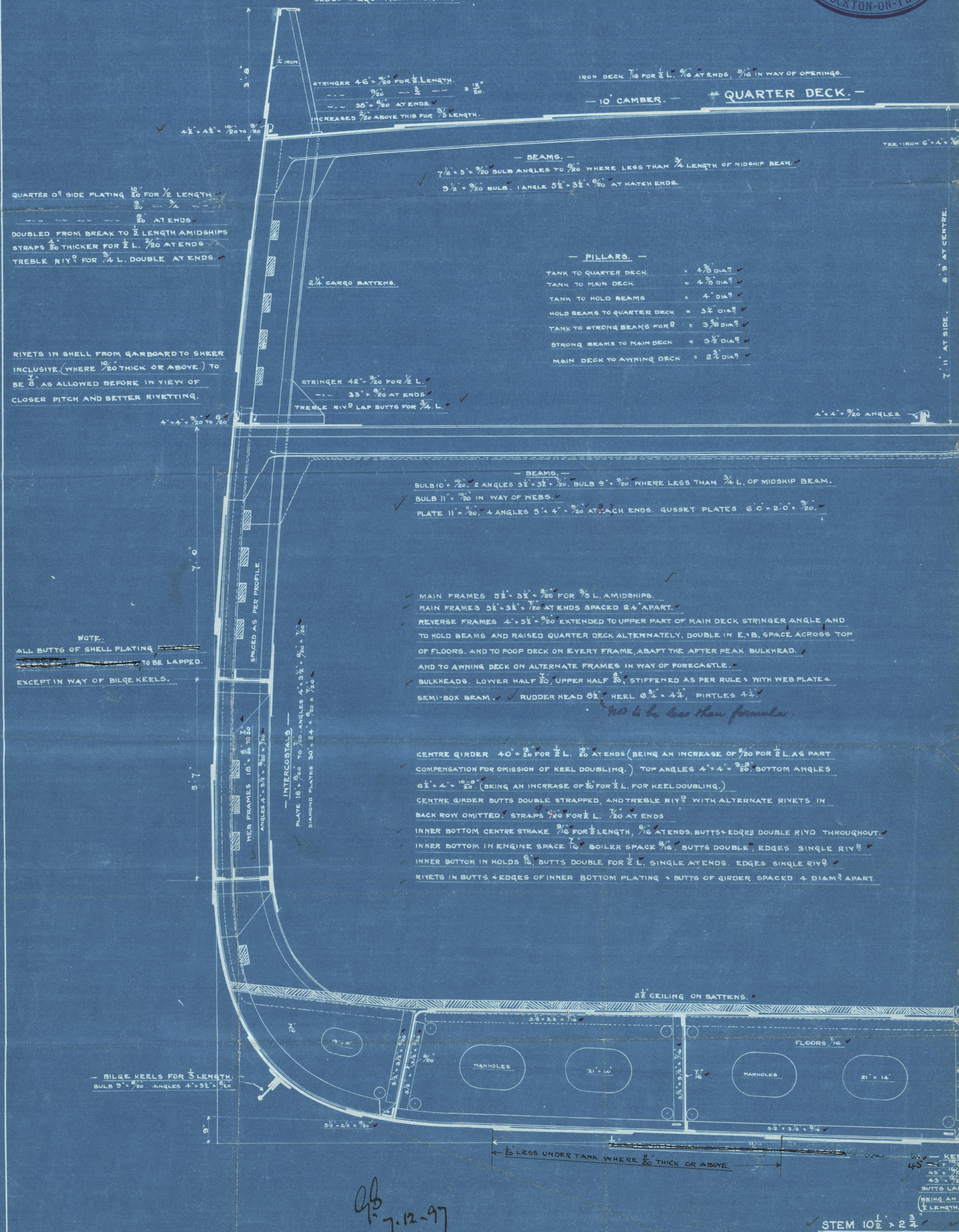


LLOYDS DIMENSIONS.

LENGTH FROM AFTER PART OF STEM TO FORE PART OF STEERN POST. 320' 2 1/2".
BREADTH MOULDED. 41' 3 1/8".
DEPTH TO SKIN ASSUMING 10 1/2" ROUNDOF BEAM. 24' 10 1/2".
12' 8" DEPTHS IN LENGTH = 12 TO 13.
7' 7" BREADTHS IN LENGTH = 7 1/2 TO 8.

NUMERALS.

41 75 = HALF GIRTH.
50 65 = HALF BREADTH.
24 07 = DEPTH, ASSUMING 10 1/2" ROUNDOF BEAM.
87 27 x 320 2 = 27943 = 93 = FRAME NUMBER.
88500
28700 = PLATING NUMBER.
27943 + 8 = 31438 = 30020
30020 = EQUIPMENT NUMBER.





*Indship Section
Ropner Hon's
Re 351*

*W. J. S. 'alf'
Indt report no. 2471*

MDB760-0142



© 2020

Lloyd's Register
Foundation