

25. 11. 14
7. 1. 15
6-3-15
11. 5. 15
29. 5. 15.

<u>NUMERALS</u>		
<u>BREEDTH</u>	=	44.0
<u>DEPTH</u>	=	21.5
<u>TRANSVERSE W</u>	=	65.5
<u>LENGTH</u>	=	315.0
<u>LONGITUDINAL W</u>	=	2062.5

PROPORTIONS

$\frac{5}{8}$ UPPER DECK	=	14.65"
$\frac{5}{8}$ BRIDGE DECK	=	10.96"
d	=	10.75
d IN WAY OF MACHY	=	18.70

<u>EQUIPMENT NUMBERS</u>		
(B-D)	=	2063%
DROP DECK 720 X 725 X 76	=	1156 1/2 ✓
TUBECAST LWR 8 1/2' 725 X 76	=	309 9 ✓
STEERING GEAR HOUSE 30 5/8 X 725 X 6	=	143 2 ✓
CABST AND CAPTAINS HOUSE (D-1) 725 X 6	=	61 6 ✓
LIFEBUY HOUSE 5W 0 X 725 X 6	=	123 2 ✓
MUSIC ROOM 3' 0" X 725 X 6	=	123 2 ✓
BIDDLE DECK HOUSE 7W X 725 X 6	=	265 2 ✓
IN-B-CANOE 660 X 725 X 6	=	230 5 ✓



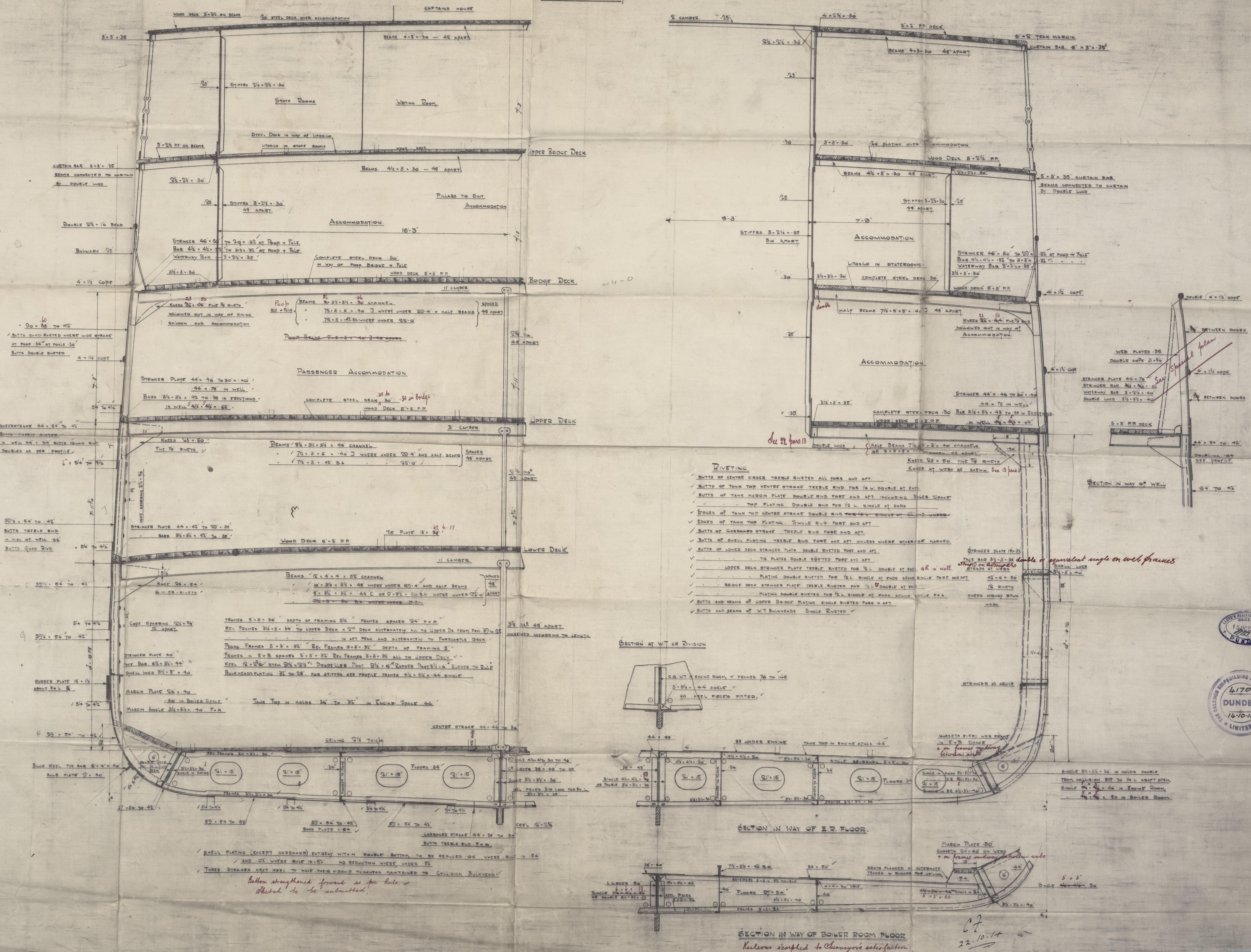
EQUIPMENT

2 BOWEN DRILLERS	48" CUTS STOCKLESS	} THIS IS ✓ ONE CRATE ✓ ABOVE RAILS ✓
1	4 1/2 CUTS	
1 STEEL	3 CUTS IN STOCK	
1 KEDGE	5 1/2 CUTS	
2 PATRONS	2 "TWO CHAIN CABLE"	
20	4 1/2 STEEL WITH A LOT OF STEEL CHAIN	✓
20	"	TOWLING ✓
4	AT 180 TOWING 7 MANUEL HANDERS	✓
20 PATRONS	2 1/2 "FLEXIBLE STEEL WORKING WIRE"	
20 PATRONS	2 1/2 "FLEXIBLE STEEL WORKING WIRE"	

CLASS. LLOYDS. 100.A.1.

DIMENSIONS 315'-0" B.P. x 44'-0" MLD. x 21'-6" MLD.

SCALE. $\frac{1}{2}" = 1 \text{ FOOT.}$




MIDSHIP SECTION
CALEDON S.B.Y.E.C. LTD

Nº 242

S.S. "AGUILA"

DUN. RPT. Nº 8046.



© 2021

Lloyd's Register
Foundation

WL-0157