


26038



## Load Line Certificate

### For A Special Service Coastwise or Inter-Island Voyage

Issued under the authority of the  
Department of Commerce, United States of America  
under the provisions of the Coastwise Load Line Act of August 27, 1935,  
as amended June 20, 1936.

ate No. 207

This Certificate is valid only for Coastwise or Inter-Island Voyages between the limits of Chesapeake Bay, Va.

provided the vessel is engaged solely in the trade stated herein.

s/s "WINDING GULL"  
Registry Boston  
tonnage 2438

Official No. 216767

Trade of Vessel Carriage of Coal in Bulk  
Distance off shore at no time to exceed 100 miles.

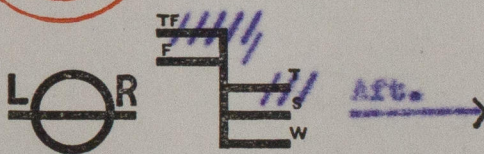
Freeboard from Deck Line

Load Line

feet inches. T inches above S  
feet inches. S Upper edge of line through center of disc  
feet inches. W inches below S

Water Allowance for all freeboards (except on the Great Lakes) 7-1/2 inches  
All measurements are to the upper edges of the respective horizontal lines.

er edge of the deck line from which these freeboards are measured is 111 inches above  
the top of the Steel Upper deck at side



TO CERTIFY that this ship has been surveyed and the freeboards and load lines shown above have been correctly  
upon the vessel in manner and location as provided by the Load Line Regulations of the Department of Com-  
pplicable to vessels engaged on this special service voyage.

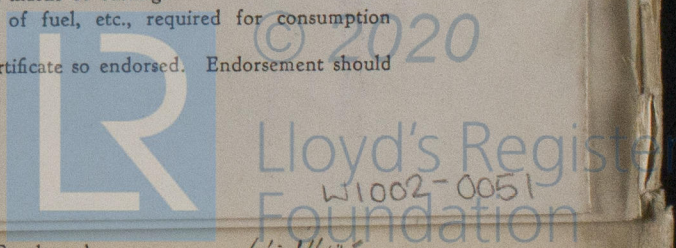
ertificate remains in force until 31st July, 1939

New York on the 22nd day of December 19 37

(Signed) W. Bennett  
PRINCIPAL SURVEYOR.

(Signed) Franklin D. Mooney  
CHAIRMAN OF AMERICAN COMMITTEE.

Note:—In accordance with the Load Line Regulations the disc and lines must be permanently marked by center punch marks or cutting.  
Where seagoing steamers navigate a river or inland water, deeper loading is permitted corresponding to the weight of fuel, etc., required for consumption  
the point of departure and the open sea.  
Upon the expiration of the certificate renewal must be obtained as provided by the Load Line Regulations and the certificate so endorsed. Endorsement should  
made in the spaces provided on the occasion of each annual inspection required by the Load Line Regulations.



Tropical Fresh Water Line (above center of Disc)	14 1/4"	Tropical Fresh Water Freeboard	6'-1 1/4"
Fresh Water Line	7 1/2"	Fresh Water	6'-8"
Tropical Line	6 3/4"	Tropical	6'-8 3/4"
Winter	6 3/4"	Winter	7'-10 1/4"



I have surveyed this ship for the purpose of seeing whether this Certificate should remain in force and the Survey has been to my satisfaction. Signature of Surveyor Place Date

I have surveyed this ship for the purpose of seeing whether this Certificate should remain in force and the Survey has been to my satisfaction. Signature of Surveyor Place Date

I have surveyed this ship for the purpose of seeing whether this Certificate should remain in force and the Survey has been to my satisfaction. Signature of Surveyor Place Date

I have surveyed this ship for the purpose of seeing whether this Certificate should remain in force and the Survey has been to my satisfaction. Signature of Surveyor Place Date

The provisions of the Coastwise Load Line Regulations of the Department of Commerce being fully complied with, this certificate is renewed till

Place Date Lloyd's Register of Shipping By Survey

I have surveyed this ship for the purpose of seeing whether this Certificate should remain in force and the Survey has been to my satisfaction. Signature of Surveyor Place Date

I have surveyed this ship for the purpose of seeing whether this Certificate should remain in force and the Survey has been to my satisfaction. Signature of Surveyor Place Date

I have surveyed this ship for the purpose of seeing whether this Certificate should remain in force and the Survey has been to my satisfaction. Signature of Surveyor Place Date

I have surveyed this ship for the purpose of seeing whether this Certificate should remain in force and the Survey has been to my satisfaction. Signature of Surveyor Place Date

#### NOTES

- The periods and areas during which the seasonal load lines apply are as stated in the Load Line Regulations.
- This Load Line Certificate will be cancelled by the Department of Commerce if—
  - The periodic inspections have not been carried out.
  - Material alterations have been made to the hull or superstructures which would affect the calculations determining the load lines.
  - The fittings and appliances for the protection of the openings, guard rails, freeing ports, or the means of access to the upper edge of the hull have not been maintained in as effective a condition as they were when the Certificate was issued.
- When this Certificate has expired or been cancelled, it must be delivered to the Assigning Authority.

#### Appliances for closing access openings in bulkheads at ends of detached superstructures

Forecastle	Hinged Steel Watertight Doors
Bridge, Fore end	Hinged Steel Watertight Doors
Bridge, After end	Hinged Steel Watertight Doors
Poop	Hinged Steel Watertight Doors

#### Temporary appliances for closing openings in superstructure decks

Note:—In accordance with the point of departure of the regulations made in the space



© 2020

Lloyd's Register Foundation