


Office Copy

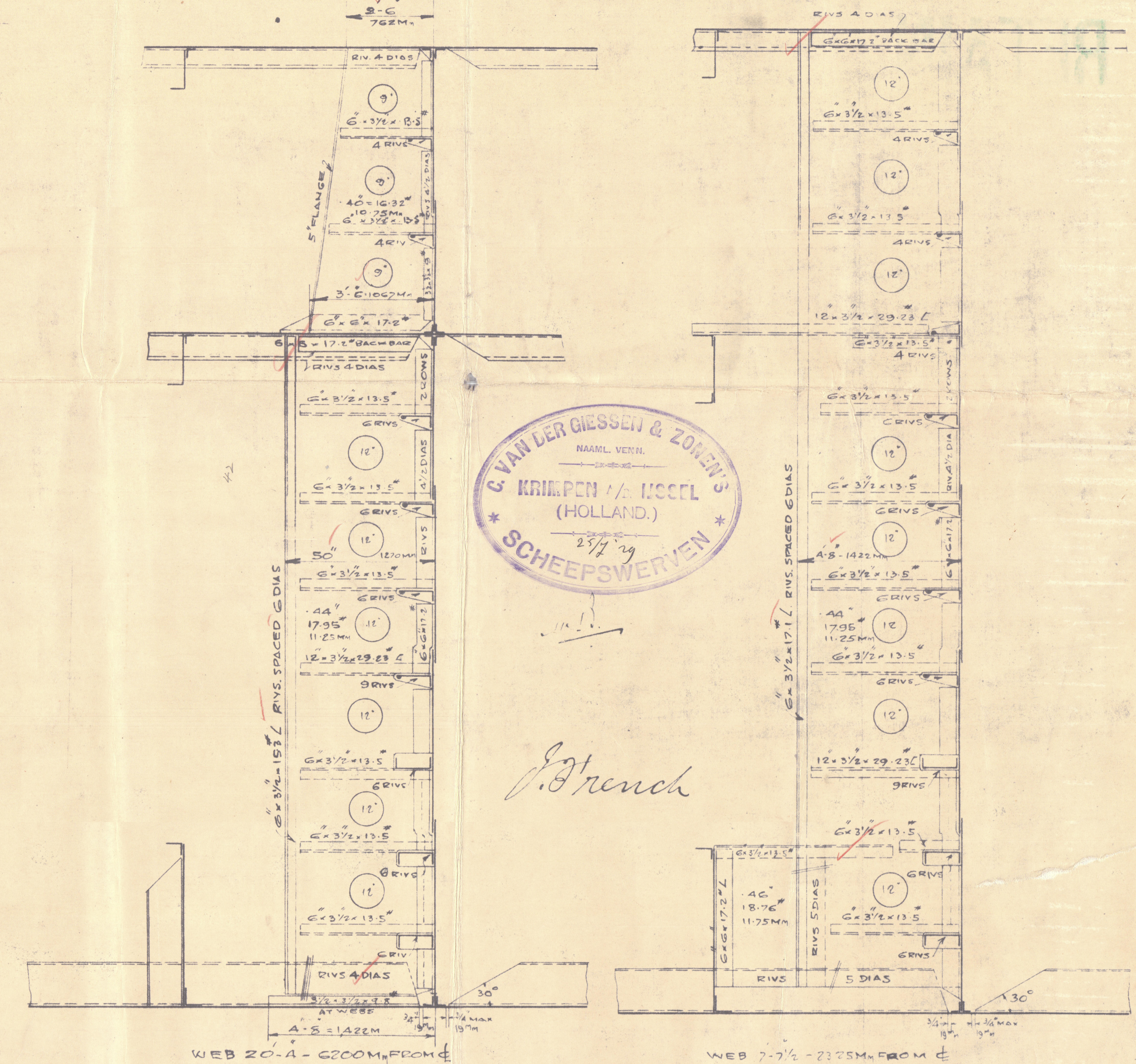
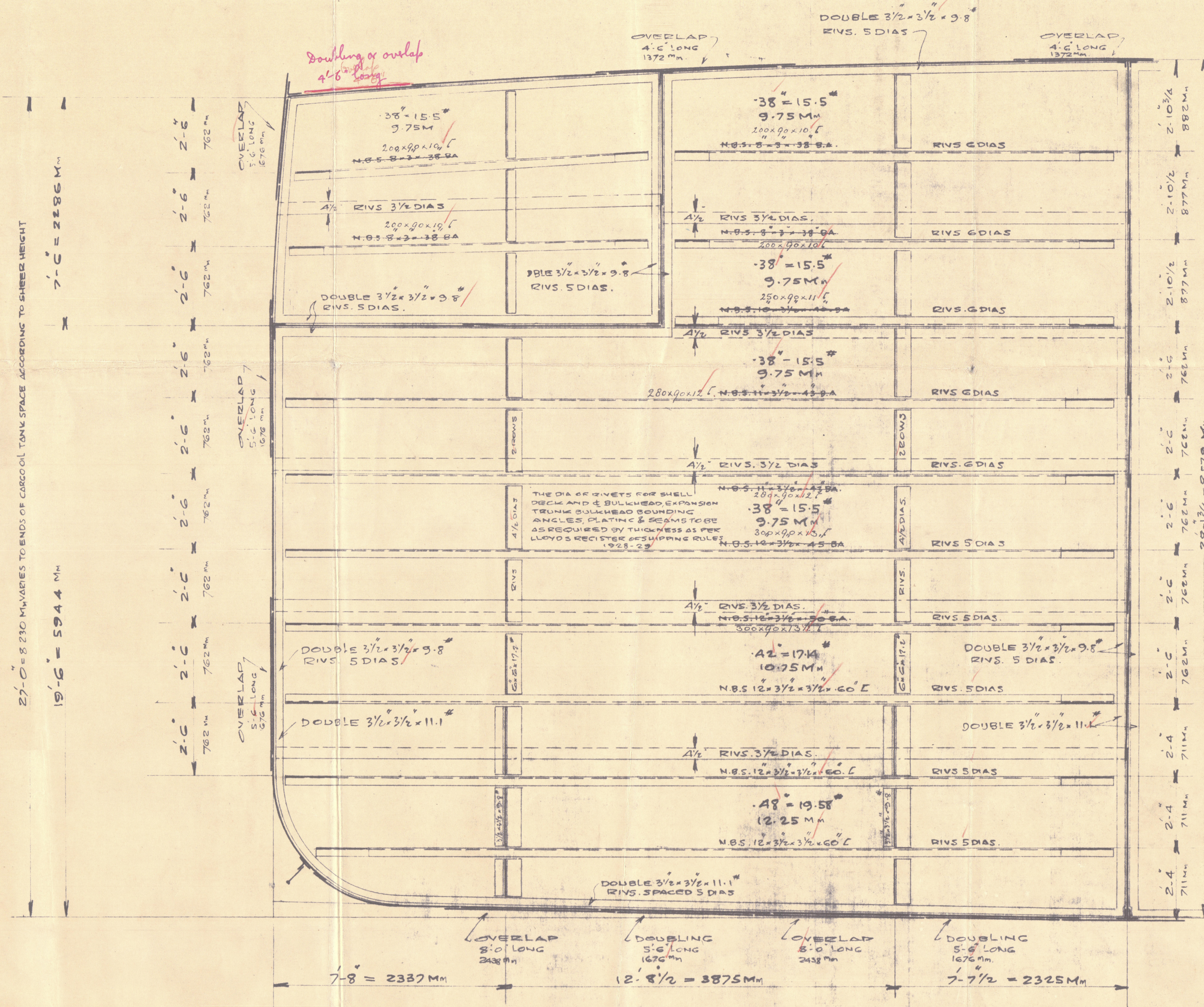
THE SCANTLINGS OF THIS BULKHEAD ARE ASSIGNED FOREMIDSHIP DEPTH OF 28'-13/4" AT CENTER LINE TO UPPER DECK. THE BULKHEAD STRUCTURE BELOW HORIZONTAL STIFFENERS FOR BULKHEADS HAVING A GREATER DEPTH DUE TO SHEER HEIGHT IS TO BE ARRANGED AS SHOWN, BUT WITH THE PLATING, STIFFERS AND WEB SCANTLINGS, INCREASED TO SUIT THE INCREASE IN BULKHEAD DEPTH. FOR EACH FOOT INCREASE IN HEAD, BELOW THE UPPER DECK, EACH STAKE OF PLATING IS TO BE INCREASED .02" (8) SM IN THICKNESS, FOR EACH 2'-0" INCREASE IN HEAD EACH HORIZONTAL STIFFER IS TO BE MADE THE SIZE OF STIFFER NEXT BELOW, THE BOTTOM STIFFER SIZE HOWEVER BEING RETAINED, THE WEBS FOR EACH 12' INCREASE IN HEAD ARE TO BE INCREASED 1" IN WIDTH.



END OF LONG IS TO BE TACK WELDED BEFORE DEWELDING END JOINT.

THE DETAIL ABOVE APPLIES TO THE END RIVETING ALL LONGITUDINAL STIFFENERS TO TRANSVERSE BULKHEADS, CENTER LINE BULKHEAD & EXPANSION TRANSVERSE BULKHEAD.

FOR RIVETING DETAILS OF SHELL & DECK INWAY OF LONG OVERLAPS & DOUBLINGS SEE S.S. CON. 561-B



TYPICAL MIDSHIP TRANSVERSE OILTIGHT BULKHEAD. IN WAY OF CARGO OILTANKS. SINGLE SCREW BULK OIL CARRYING STEAMER DESIGN S.S. CON. 561

APPROVED BY SIR JOSEPH W. ISHERWOOD & CO. LTD. 17 BATTERY PLACE N.Y.C.

PREPARED BY STANDARD SHIPPING CO. 26 BROADWAY N.Y.C.

SIGNED *W. Stewart*

W. Stewart NAVAL ARCHITECT

DIMENSIONS
117.342M — LENGTH B.P. — 385'-0"
17.048M — BEAM MLD. — 56'-0"
8.23M — DEPTH MLD. — 27'-0"
SCALE 1-25.

No 2853.

S.S. CON. 561
S.S. CON. 561-B


SIR JOSEPH W. ISHERWOOD & CO. LTD., 4, LLOYD'S AVENUE, LONDON, E.C.C. FOR ENCLOSURE TO

DATE: 29-7-29

154 No 1609 Plan No 7372 29-7-29

W1056-0180

609



Van der Giesen & Zoon N° 609.

~~GEN. LEX 12~~

~~116~~

S.S. "PENDOPO"

Midship Section.

RETAIN



© 2020

Lloyd's Register
Foundation