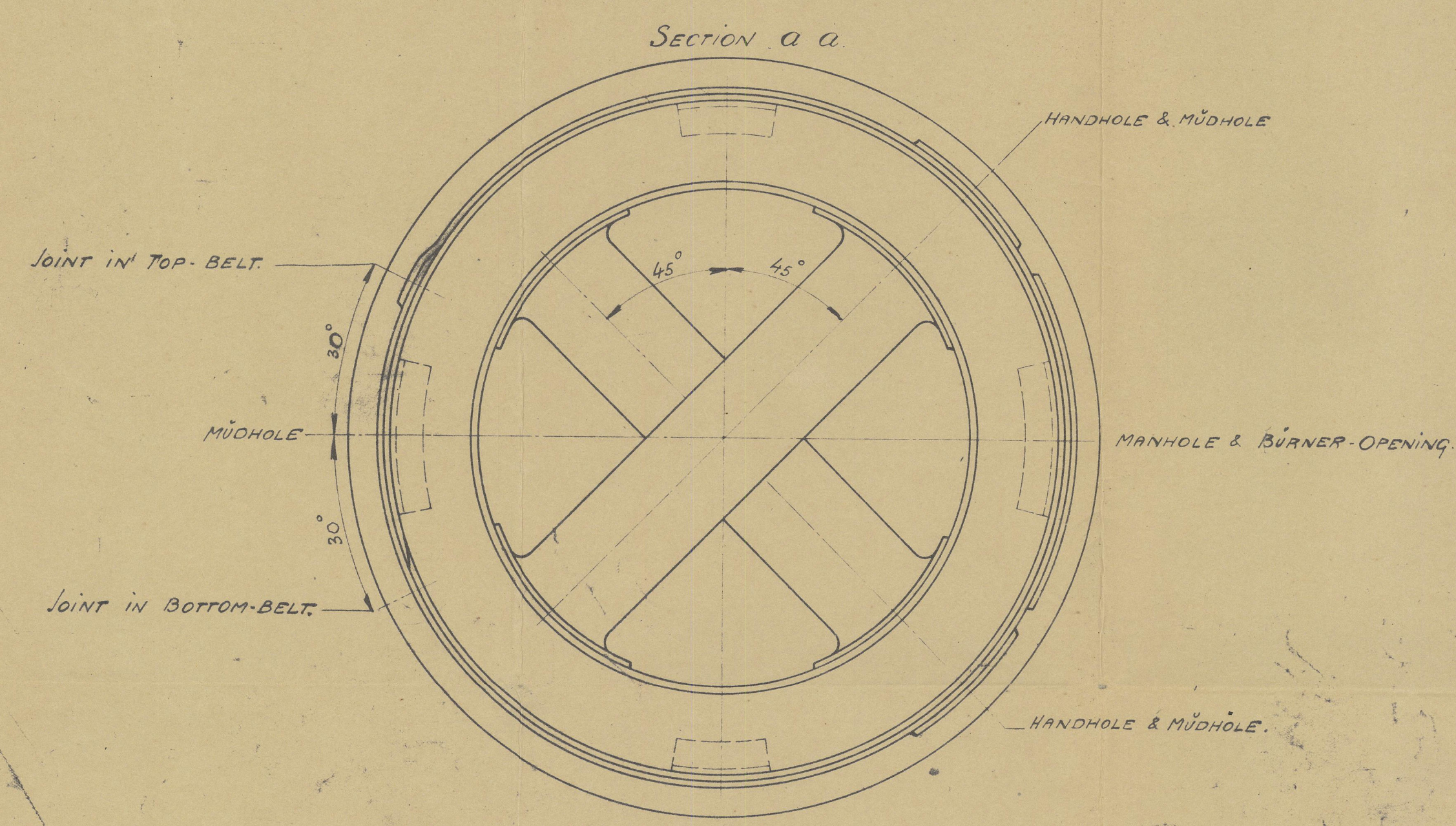
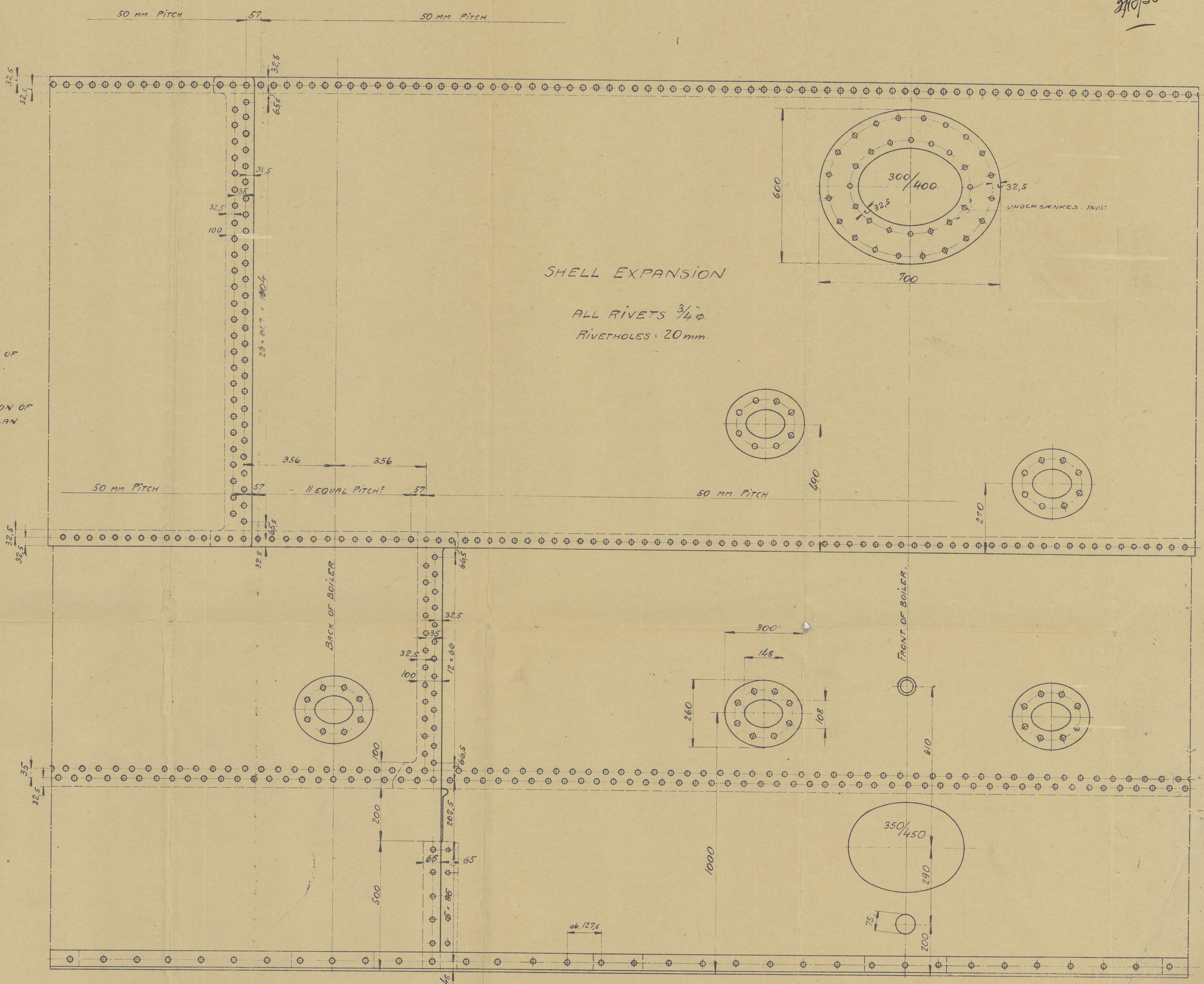
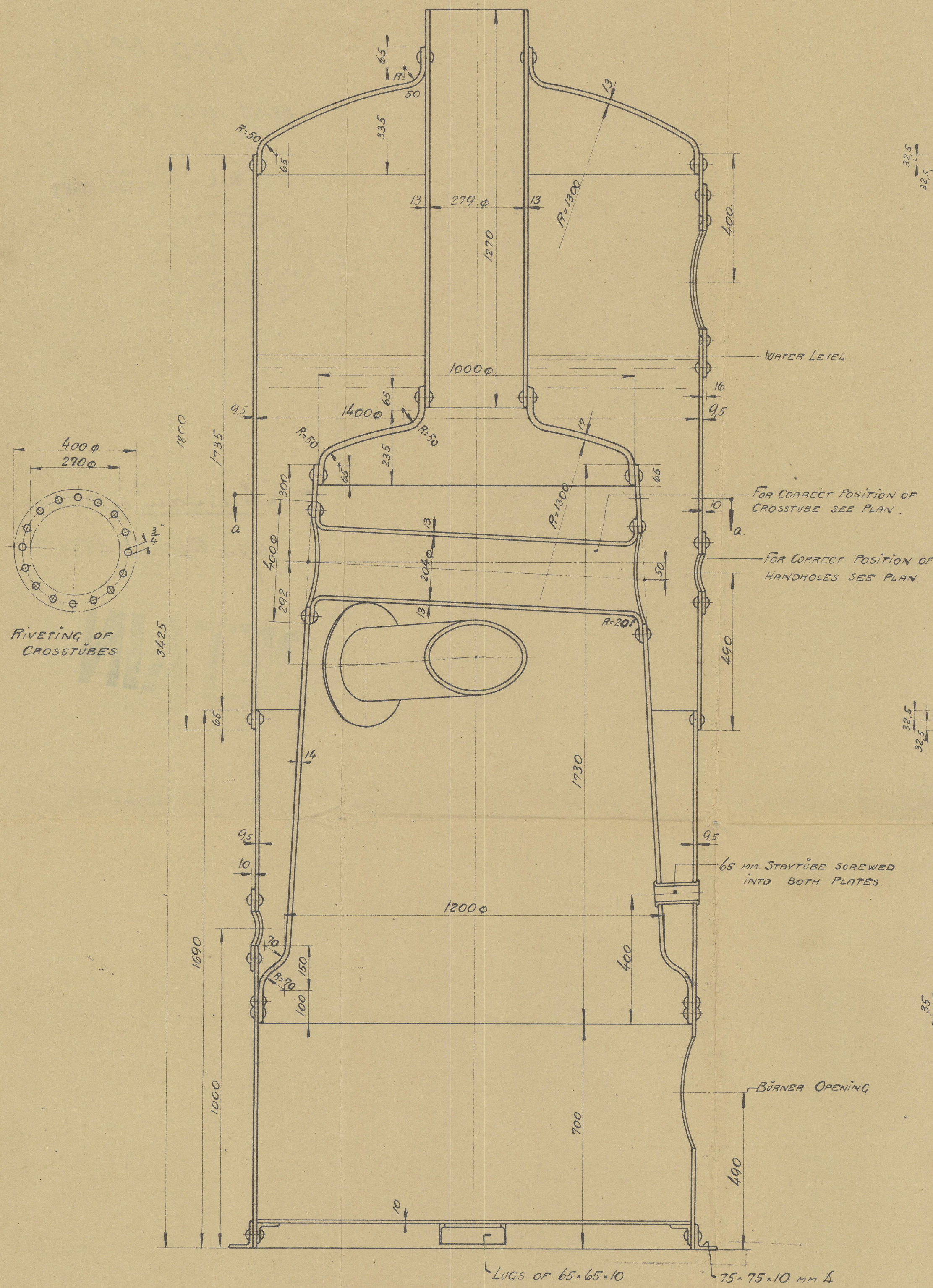


21/10/30



CROSS-TUBE VERTICAL BOILER.

1400 x 3545

WORKING PRESSURE 7.031 kg/cm²

MATERIAL SIEMENS MARTIN MILD STEEL

HEATING SURFACE = 9.2 m² = 100 sq. ft.

BR. LLOYD & DET NORSKE VERITAS

SHELL PLATE: TENSILE STRENGTH = 44 kg/mm² = 28.6 TS/SQ. IN.

PERCENTAGE OF STRENGTH OF CIRCULAR SEAMS, PLATE = 60

RIVETS = 57.2

LONGITUDINAL PLATE = 67.6

RIVETS = 88.

WORKING PRESSURE OF SHELL PR. RULES $\frac{9.5-16}{2.03 \cdot 1400} 44.676 = 8.53 \text{ kg/cm}^2$

SHELL CROWN: TENSILE STRENGTH = 41 kg/mm²

WORKING PRESSURE $\frac{2.14 \cdot 41(13-0.8)}{1300} = 8.24 \text{ kg/cm}^2$

FURNACE: TENSILE STRENGTH 41 kg/mm² (LONGIT. SEAM WELDED)

EXTERNAL DIAM. TOP 1000 MM BOTTOM 1200 MM LENGTH PR. RULES 1480

WORKING PRESSURE $\frac{104400(14-0.8)}{1480 \cdot 610 \cdot 1100} = 7.85 \text{ kg/cm}^2$

OR $\frac{35[320(14-0.8) - 1480]}{1300} = 7.38$

CROWN DISHED: TENSILE STRENGTH = 41 kg/mm²

WORKING PRESSURE $\frac{620(17-0.8)}{1300} = 7.73 \text{ kg/cm}^2$

TENSILE TESTS:
PLATES NOT EXPOSED TO FLAME OR FLANGED 44-50 kg/mm²
PLATES EXPOSED TO FLAME OR FLANGED 41-47 kg/mm²

WEIGHTS	
FURNACE SHELL	720
FURNACE CROWN	140
UPTAKE TUBE	119
SHELL CROWN	215
FIRE TUBES 2 OFF	171
SHELL	1234
COMPENSATION PLATES 1 OFF	60
" 5 OFF	40
ANGLE IRON	65
FURNACE BOTTOM	125
RIVET HEADS	28
MANHOLE DOOR	20
HANDHOLE DOORS 5 OFF	20
TOTAL	2947 KG.

VARMEKEDEL
HEDEFLEDE 9.2 m²
LLOYD'S REGISTER
CE
M3435
2579
E1058-1160

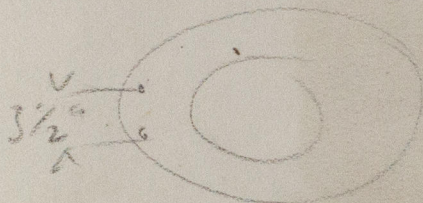

HEATING BOILER

FOR TWIN SCREW MOTOR SHIP

YARD No 43

BEING BUILT BY:

AKTIESELSKABET
NAKSKOV SKIBSVÆRFT



M. Münster of Copenhagen.
Opv. Rpt. No 8551.

RETAIN



© 2020

Lloyd's Register
Foundation

W1058-0160