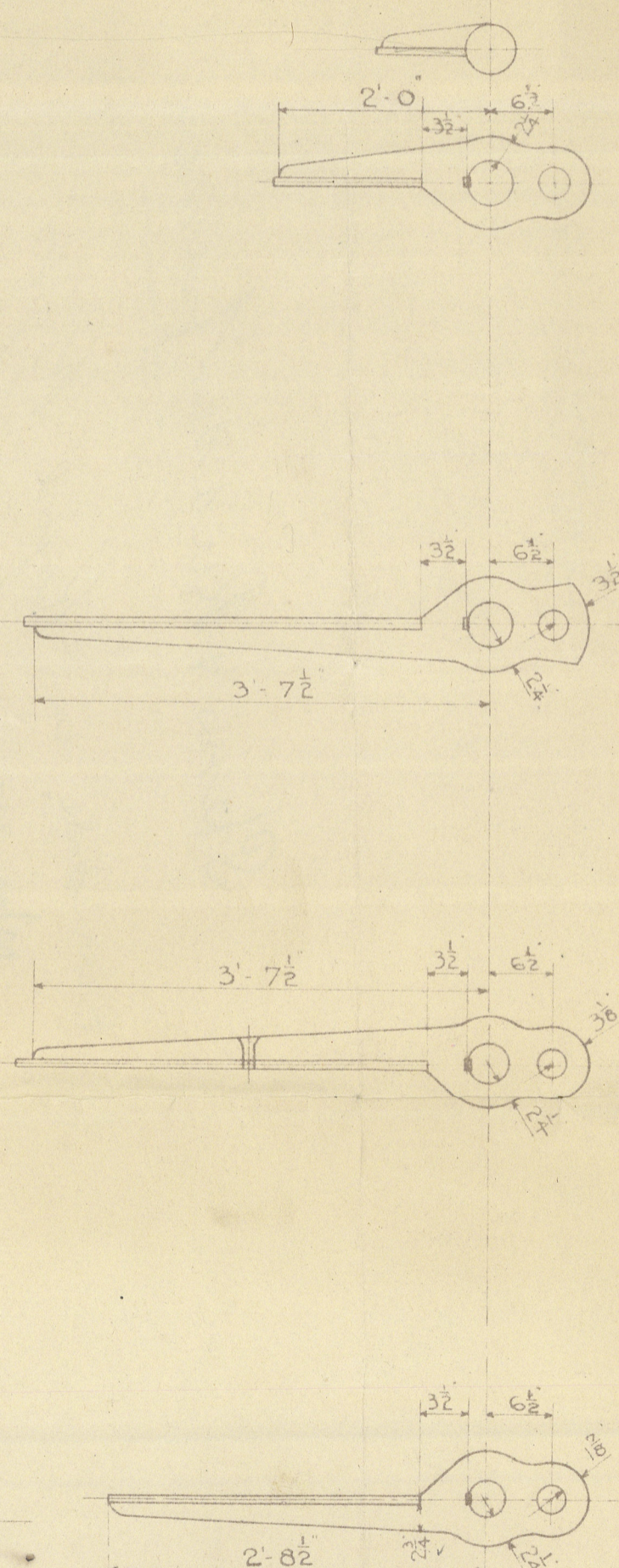
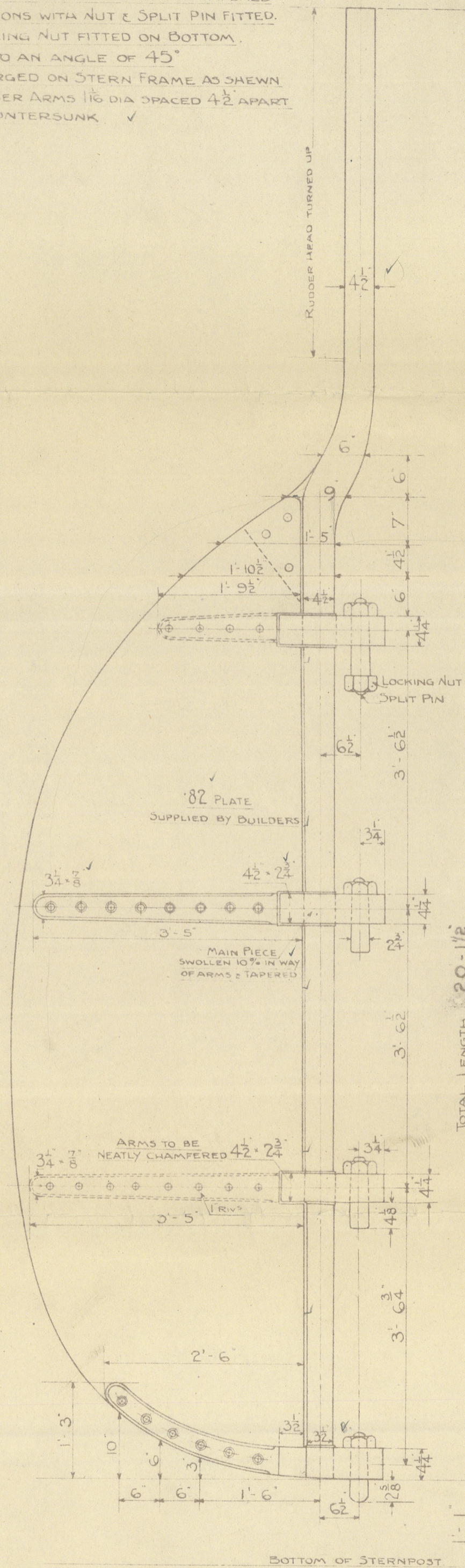


# — RUDDER FRAME —

## NOTES

ARMS TO BE SHRUNK ON AND KEYS TO MAIN PIECE  
PINTLES TO BE TURNED 2 1/2 DIA AND TO FIT TIGHT IN TAPERED  
HOLES IN RUDDER GUDGEONS WITH NUT & SPLIT PIN FITTED.  
TOP PINTLE TO HAVE LOCKING NUT FITTED ON BOTTOM.  
RUDDER TO PASS OVER TO AN ANGLE OF 45°  
RUDDER STOP TO BE FORGED ON STERN FRAME AS SHOWN  
HOLES DRILLED IN RUDDER ARMS 1/16 DIA SPACED 4 1/2 APART  
C\* TO C\* AND WELL COUNTERSUNK ✓

$$\begin{aligned} A &= 37.395 \\ D &= 2.123 \\ A \times D &= 79.4 \end{aligned}$$



*Speed not exceeding 10 knots.*

# — STERN POST —

STEEL SCREW STEAMERS NOS 304 & 311

DIM: LENGTH 168' 0" BREADTH 26' 3" DEPTH 12' 7 1/2" MLD

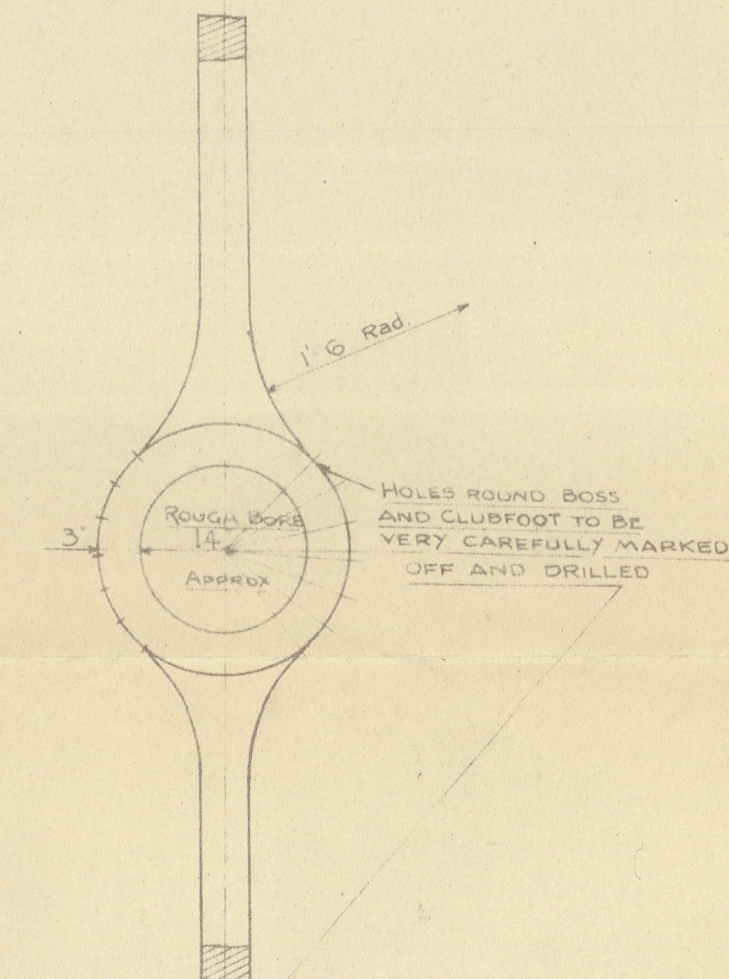
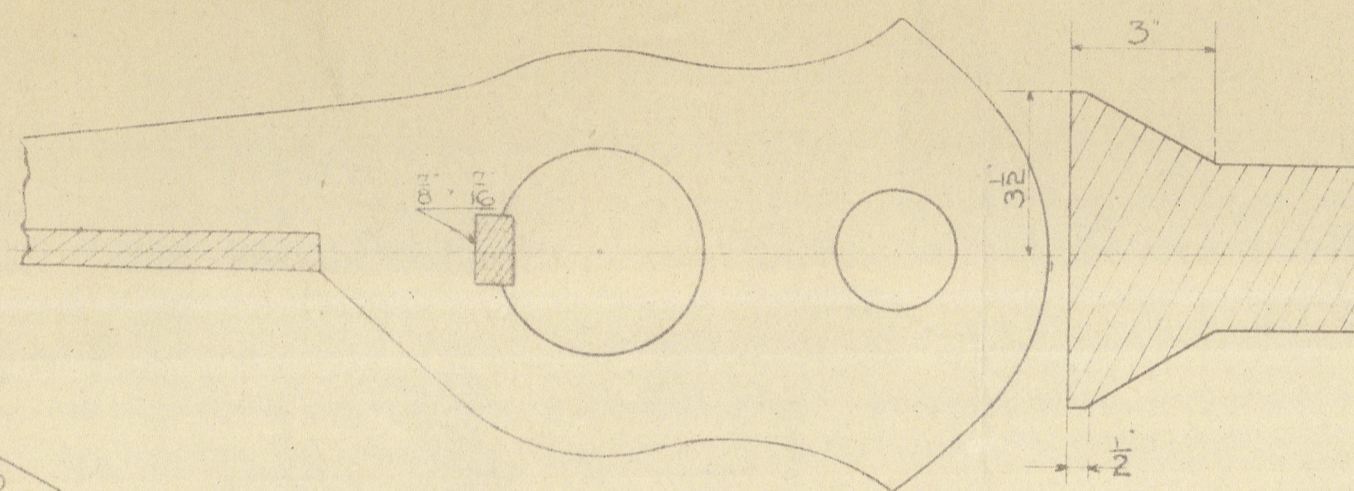
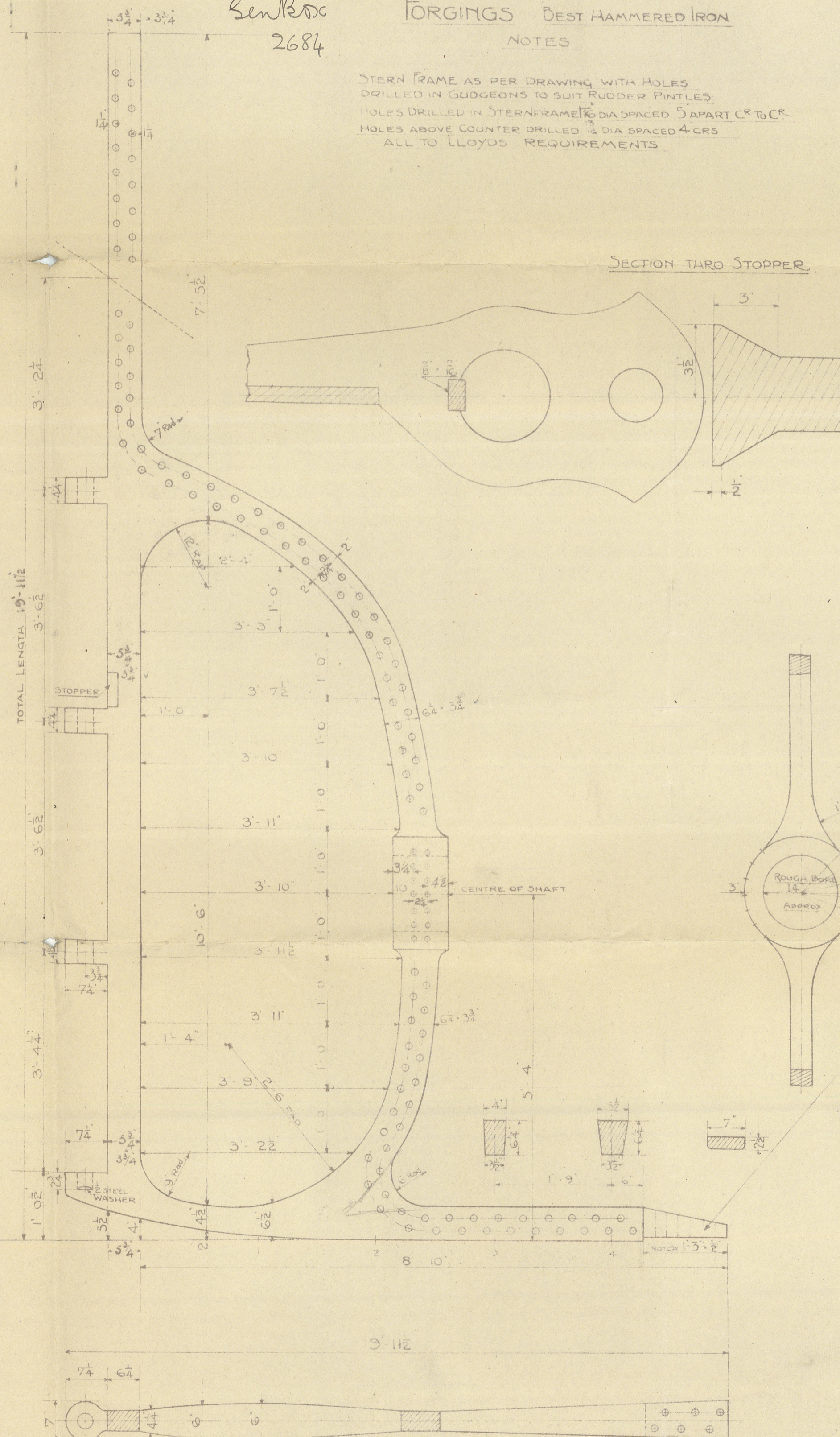
SCALE 3/4" = 1 FOOT

*See Box 2684*

FORGINGS BEST HAMMERED IRON

## NOTES

STERN FRAME AS PER DRAWING WITH HOLES  
DRILLED IN GUDGEONS TO SUIT RUDDER PINTLES.  
HOLES DRILLED IN STERN FRAME 1/16 DIA SPACED 5 APART C\* TO C\*.  
HOLES ABOVE COUNTER DRILLED 1/8 DIA SPACED 4 CRS  
ALL TO LLOYD'S REQUIREMENTS



DRAWING No 160

THE ABOVE DRAWING NO MUST BE  
QUOTED IN ALL CORRESPONDENCE IN  
REFERENCE TO SAME

JOHN CHAMBERS LTD.  
SHIPBUILDERS AND ENGINEERS,  
OULTON BROAD, LOWESTOFT.

*666  
22.6.19.*

Drawing Office

504711

Stern + Rudder frames

"Berrisdale" ex "Royal Regis"

M/M. 1162

Lon. 85671

2.66  
2  
5.32

PLANS TRANSFERRED  
TO SISTER VESSEL

*Barnetita*



© 2021 0072

Lloyd's Register  
Foundation